



PALIO TRADE

by Karndean

LUXURY VINYL FLOORING
DESIGNED FOR THE
TRADE TO FIT

PICK ANY DESIGN IN UP TO 3 FITTING FORMATS



Palio Rigid

CLICK IT

Palio Rigid planks are joined by a click-locking mechanism



Palio LooseLay

LAY IT



Palio LooseLay planks and tiles are held in place by a friction grip backing



Palio Gluedown

STICK IT

Palio Gluedown planks are stuck down with adhesive



CONTENTS

WHAT IS PALIO TRADE BY KARNDEAN?	4
WHAT MAKES OUR FLOORS DIFFERENT?	5
RANGE OVERVIEW	6
CHOOSE YOUR FITTING FORMAT	8
Palio Rigid	9
Palio LooseLay	9
Palio Gluedown	9
Palio Gluedown Plus	9
WOOD AT A GLANCE	10
STONE AT A GLANCE	11
WOOD COLLECTION	12
STONE COLLECTION	16
INSTALLATION GUIDELINES	
Palio Rigid	18
Palio LooseLay	20
Palio Gluedown	22
Palio Gluedown Plus	22
TECHNICAL INFORMATION	
Palio Rigid	19
Palio LooseLay	21
Palio Gluedown	23
Palio Gluedown Plus	23
PALIO GLUEDOWN DESIGN STRIPS	22
LAYING PATTERNS	24
COLOUR MATCHED SCOTIAS FOR PALIO RIGID	25
SKIRTING BOARDS	25
SUPPORT AND WHERE TO BUY	26

WHAT IS PALIO TRADE BY KARNDEAN?

Palio Trade by Karndean luxury vinyl flooring is not like typical vinyl. It doesn't come in rolls or sheets. It comes in robust, pre-cut planks and tiles. Our highly realistic designs look just like the wood and stone materials they're inspired by.



WATERPROOF

Won't swell, crack or warp when wet.



HIGHLY REALISTIC DESIGNS

Designed by Karndean Designflooring's in-house product team to perfectly replicate real wood and stone.



DURABLE

Won't warp or crack like real wood and stone.



SOFT, WARM AND QUIET UNDERFOOT

No cold tiles, no clicking shoes.



LOW MAINTENANCE

Clean easily with a sweep and mop.
No sanding, varnishing or staining.



HYGIENIC

Unlike carpets, our floors don't hold dust, dirt, pollen or other allergens.



COMPATIBLE WITH UNDERFLOOR HEATING

Up to 27°C.




20 YEAR GUARANTEE

Designed to give you peace of mind with a 20 year residential guarantee.



WHAT MAKES OUR FLOORS DIFFERENT?




Palio Trade by Karndean is luxury vinyl flooring in a collection of contemporary designs, available in three fitting formats: rigid core, loose lay and gluedown.



Palio Trade by Karndean offers the flexibility to choose a colour no matter what fitting format is required. Whether you need to limit noise transfer between floors, or gain underfloor access after installation, Palio Trade by Karndean has a flooring solution for you.

Our multiformat option enables you to carry the same colour throughout multiple spaces to cater for your flooring requirements.



TORCELLO PVP145-SCB | LLP145 | PVP145 | PVP5145

RANGE OVERVIEW AND BENEFITS

PALIO RIGID



Palio Rigid combines a 2G™ click-locking mechanism with a rigid core construction which provides more robustness on uneven subfloors. With its acoustic foam backing, it can reduce noise transfer to rooms below by 19dB and there is no need for additional underlay.



PATENTED CLICK-LOCKING MECHANISM



NO NEED FOR ADHESIVE



QUICK AND EASY TO INSTALL



INSTALLS OVER MOST EXISTING HARD FLOORS



NO UNDERLAY REQUIRED



REDUCES IMPACT NOISE TRANSFER BY 19dB

PALIO LOOSELAY



Palio LooseLay has a friction grip backing that is designed to secure the product in place using a combination of weight and friction. If a plank or tile gets damaged, you can easily replace it without taking the whole floor up.*



FRICTION GRIP BACKING



EASY TO REPLACE



QUICK AND EASY TO INSTALL



REDUCES IMPACT NOISE TRANSFER BY 13dB



NO EXPANSION GAP

PALIO GLUEDOWN



Palio Gluedown is supplied in pre-cut planks that are stuck to the subfloor using adhesive. Available in both 0.3mm and 0.55mm wear layer, Palio Gluedown is suitable for both residential and commercial applications. Design strips can be added to personalise.



PROFESSIONAL INSTALLATION REQUIRED



NO EXPANSION GAP



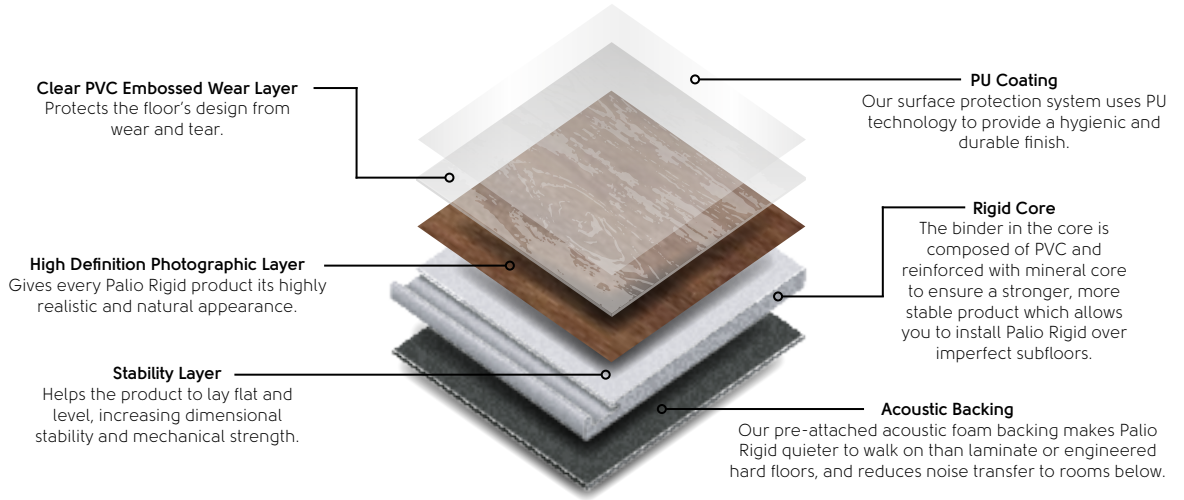
ADHESIVE REQUIRED



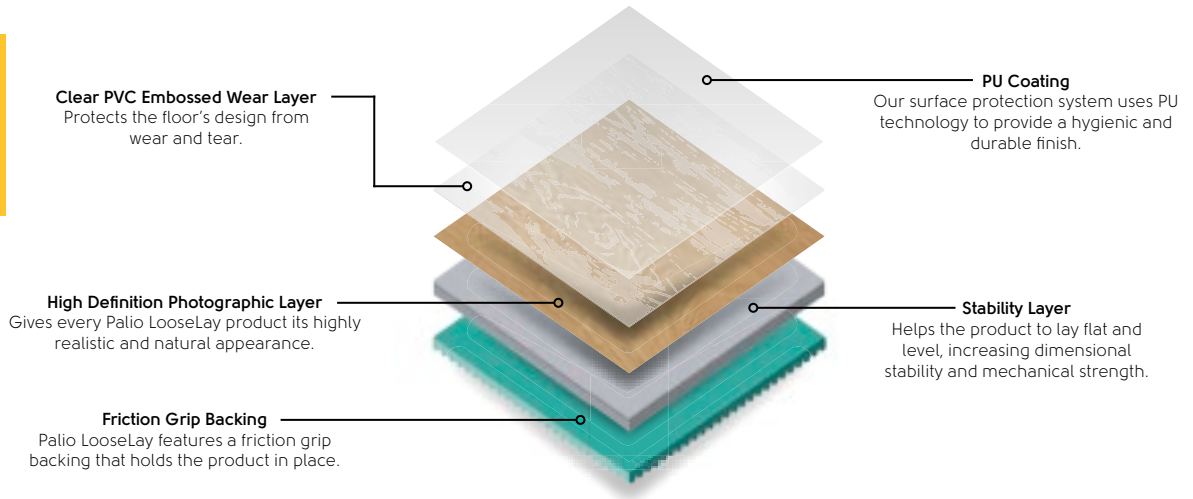
PERSONALISE WITH DESIGN STRIPS

* For rooms larger than 16m², tackifier is required. Please refer to palioflooring.com for installation instructions.

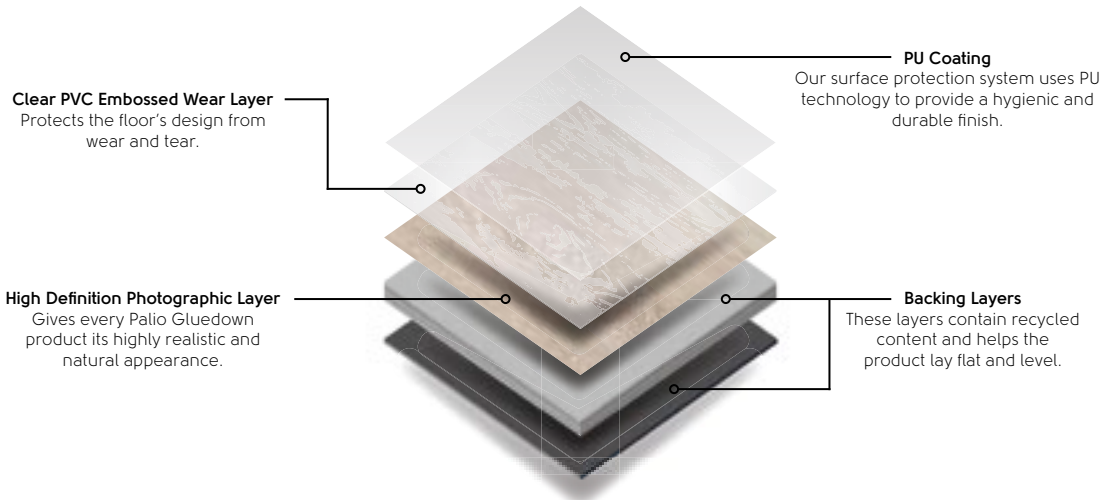
Palio Rigid



Palio LooseLay











Palio Gluedown



Palio Gluedown PLUS

















CHOOSE YOUR FITTING FORMAT

Choosing a fitting format that is right for you may depend on the subfloor you are laying your Palio floor onto. Our guide will help you identify the preferred subfloor finish for each product format.

Subfloor requirements for...	Flat: no undulations	Smooth	Level	Recommendation:
	X	X	Y	
	X	Y	Y	 
	Y	Y	Y	  

If you are choosing a floor based on a requirement, see our table below.

✓✓✓ Exceptional | ✓✓ Excellent | ✓ Good

Requirement				Recommendation
Speed of installation	✓✓	✓✓✓	✓	
Acoustics - reduces impact noise between building levels	✓✓✓	✓✓	✓	
Bespoke laying patterns	✓	✓✓	✓✓✓	
Install over existing hard floors with minimum preparation (i.e. ceramic tiles)	✓✓✓	✓✓	X	 
Suitable for stairs	X	X	✓✓✓	
Suitable for drying out subfloors i.e. new build	✓✓✓	✓✓✓	X	 
Install over uneven subfloors	✓✓✓	✓	X	
Preservation of existing subfloor	✓✓✓	✓	X	
Compatible alongside carpet tiles	X	✓✓✓	✓✓	
Easy to repair/replace a tile or planks	✓✓	✓✓✓	X	
Underfloor access after installation	X	✓✓✓	X	

CHOOSE PALIO RIGID WHEN...

Palio Rigid



You need a quick, simple installation with minimal downtime.



Your floor is still drying out such as new build developments.



You need superior acoustics between floors.



You are working on a historic building with structural limitations or preservation requirements.



You need to hide subfloor imperfections.



You need to install over an existing hard floor



CHOOSE PALIO LOOSELAY WHEN...

Palio LooseLay



You need a quick, simple installation with minimal downtime.



Your floor is still drying out such as new build developments.



You need superior acoustics between floors.



You need access to sub-floor utilities post-installation.



Palio Gluedown

Palio Gluedown

PLUS

CHOOSE PALIO GLUEDOWN WHEN...




You want to create a completely bespoke, unique floor.



The installation will be conducted by a specialist floor fitter.



You need to fit flooring flush to walls or skirting boards with no expansion gap.



WOOD AT A GLANCE

Patio Rigid
1211.2mm x 169.8mm

Patio LooseLay
1050mm x 250mm

Patio Gluedown
1219.2mm x 177.8mm

PLUS
Patio Gluedown
1219.2mm x 177.8mm



PALMARIA **PVP149-SCB** | **LLP149** | **PVP149** | **PVP5149**



TAVOLARA **PVP144-SCB** | **LLP144** | **PVP144** | **PVP5144**



LAMPIONE **PVP147-SCB** | **LLP147** | **PVP147** | **PVP5147**



TORCELLO **PVP145-SCB** | **LLP145** | **PVP145** | **PVP5145**



SICILIA **PVP142-SCB** | **LLP142** | **PVP142** | **PVP5142**



LEVANZO **PVP150-SCB** | **LLP150** | **PVP150** | **PVP5150**



BUDELLI **PVP146-SCB** | **LLP146** | **PVP146** | **PVP5146**



SARDINIA **PVP143-SCB** | **LLP143** | **PVP143** | **PVP5143**



LINOSA **PVP148-SCB** | **LLP148** | **PVP148** | **PVP5148**



VIVARA **PVP151-SCB** | **LLP151** | **PVP151** | **PVP5151**



SICILIA **PVP142-SCB** | **LLP142** | **PVP142** | **PVP5142**

STONE AT A GLANCE



TINO

LLT208



CAPRI

LLT209



VULCANO LLT211



NISIDA

LLT210



VULCANO

LLT211




NISIDA LLT210



WOOD

PLANK SIZES



PALMARIA
PVP149-SCB | LLP149 | PVP149 | PVP5149



LAMPIONE
PVP147-SCB | LLP147 | PVP147 | PVP5147



SICILIA
PVP142-SCB | LLP142 | PVP142 | PVP5142



BUDELLI
PVP146-SCB | LLP146 | PVP146 | PVP5146



LINOSA
PVP148-SCB | LLP148 | PVP148 | PVP5148





BON
appetibile

WOOD

PLANK SIZES

Patio Rigid



1211.2mm x 169.8mm

Patio LooseLay



1050mm x 250mm

Patio Gluedown

Patio Gluedown PLUS



1219.2mm x 177.8mm




TAVOLARA
PVP144-SCB | LLP144 | PVP144 | PVP5144



TORCELLO
PVP145-SCB | LLP145 | PVP145 | PVP5145



LEVANZO
PVP150-SCB | LLP150 | PVP150 | PVP5150



SARDINIA
PVP143-SCB | LLP143 | PVP143 | PVP5143



VIVARA
PVP151-SCB | LLP151 | PVP151 | PVP5151




LEVANZO PVP150-SCB | LLP150 | PVP150 | PVP5150



STONE TILES

TILE SIZE

Patio
LooseLay



500mm x 610mm



TINO
LLT208



CAPRI
LLT209



NISIDA
LLT210



VULCANO
LLT211



PALIO RIGID Easy fit installation guidelines*




1. Using a knife and a straight edge, measure the first plank to no smaller than the width of the plank.



2. Score the plank once and snap it so you have the desired length. Turn the plank over, using a knife fully separate the backing.


























3. No need for adhesive, click and lock the planks into place.



4. Continue to fit the rest of the floor. Remember to leave a 5mm expansion gap.

* Please refer to palioflooring.com for the full installation instructions.

PALIO RIGID Technical specification

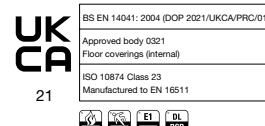
	STANDARD	RESULT
 SIZE		1211.2mm x 169.8mm
BOX QUANTITY		12 Planks 2.468 m ²
LOCKING SYSTEM*		2G™ angling installation system
 THICKNESS	EN ISO 24346	4.5 mm
 WEAR LAYER	EN ISO 24340	0.3 mm
SURFACE TREATMENT		PU coating
GUARANTEE**	Residential	20 Years
 BEVELLED EDGE		No
 MASS PER UNIT AREA	ISO 23997	6575 g/m ²
 STANDARDS	EN 16511	Pass: Multilayer Modular Floorcovering Panels
 CLASSIFICATION	ISO 10874 Domestic	23: Domestic Heavy
 REACTION TO FIRE	EN 13501-1	Bfl-s1
 STAINING RESISTANCE	EN 438-2	Pass (grade 5)
 LIGHT FASTNESS	EN ISO 105-B02	Pass ≥6
 ABRASION RESISTANCE	EN 13329 Annex E	Pass >1200 cycles
 FURNITURE CHAIR LEG	EN 424	Pass (no visible damage)
 DIMENSIONAL STABILITY	BS EN ISO 23999	Pass <0.25%
 ACOUSTIC IMPACT NOISE REDUCTION	EN ISO 10140-1:2016	ΔL _w = 19 dB
 INDENTATION - RESIDUAL	ISO 24343-1	Pass ≤ 0.1mm
 IMPACT RESISTANCE	EN13329 Annex F	Pass >1800 mm
 THERMAL RESISTANCE	ISO 8302	0.052 m ² K/W Suitable for underfloor heating. Max 27°C
 SLIP RESISTANCE***	DIN 51130 EN 13893	R9 DS
 LIGHT REFLECTANCE VALUE (LRV)	BS 8493:2008+A1:2010	See separate table
 ADHESIVE	None required; please install according to our installation instructions.	
 ENVIRONMENTAL	Indoor Air Comfort Floorscore SCS-EC10.3-2014 v4.0	Gold certification Compliant low emitting VOC emissions. Indoor air quality certified; Compliant low emitting VOC emissions.
 RECYCLING		Suitable
 PHTHALATE FREE		Yes

PRODUCT	LRV
PVPI42-SCB	26
PVPI43-SCB	20
PVPI44-SCB	34
PVPI45-SCB	27
PVPI46-SCB	27
PVPI47-SCB	38
PVPI48-SCB	21
PVPI49-SCB	46
PVPI50-SCB	25
PVPI51-SCB	9

* 2G™ is a patented technology invented by Välinge Innovation AB. The 2G™ word mark and logo are registered trademarks owned by Välinge Innovation AB and any use of such marks is under license.

** Subject to terms. Please see our website.

*** Slip resistance is measured on freestanding ex-factory product. Slip resistance can be affected by many factors, including but not limited to; product installation and underlayment, surface contamination, use, wear and how the product is maintained. Textural variation along the surface of the product can affect nominal values.



PALIO LOOSELAY Easy fit installation guidelines*



1. Using a knife and a straight edge, measure the first plank to no smaller than the width of the plank.



2. Score the plank once and snap it so you have the desired length. You may need to use a knife to fully separate the plank.




























3. Using a knife, chamfer the edge to get a symmetrical sloping edge so the plank fits tightly against the wall or another plank.



4. Lay the planks loose, the friction grip backing will hold the product to the floor. A tackifier around the edge of the room is recommended.**

PALIO LOOSELAY Technical specification

	STANDARD	RESULT
 SIZE	EN ISO 24342	Plank: 1050 x 250 mm Tile: 500 x 610 mm
BOX QUANTITY		12 Planks 3.150 m ² 10 Tiles 3.050 m ²
 THICKNESS	EN ISO 24346	4.5 mm
 WEAR LAYER	EN ISO 24340	0.55 mm
SURFACE TREATMENT		PU coating
GUARANTEE*	Light industrial Commercial Residential	15 years 15 years 20 years
 BEVELLED EDGE		No
 MASS	EN ISO 23997	7470 g/m ²
 STANDARDS	EN 649/EN ISO 10582	Pass
 CLASSIFICATION	EN 685/EN ISO 10874- Light industrial	42: Light industrial general
 CLASSIFICATION	EN 685/EN ISO 10874- Commercial	33: Commercial heavy
 CLASSIFICATION	EN 685/EN ISO 10874- Domestic	23: Domestic heavy
 REACTION TO FIRE	EN 13501-1	B _{fl} -s1
 STAINING RESISTANCE	EN ISO 26987/EN 423	Excellent
 LIGHT FASTNESS	EN ISO 105-B02	Pass ≥7
 ABRASION RESISTANCE	EN 649 EN ISO 10582	Group T Type 1
 FLEXIBILITY	EN ISO 24344	Pass
 DIMENSIONAL STABILITY	EN 434/EN ISO 23999	Pass ≤0.10%
 ACOUSTIC IMPACT NOISE REDUCTION	EN ISO 717-2/EN ISO 140-8	ΔL _w = 13 dB
 INDENTATION - RESIDUAL	EN 433/EN ISO 24343-1	Pass ≤0.1mm
 CASTOR CHAIR CONTINUOUS USE	EN 425/ISO 4918	Pass
 THERMAL RESISTANCE	ISO 8302	0.0245 m ² K/W Suitable for underfloor heating. Max 27°C
 SLIP RESISTANCE**	DIN 51130 EN 13893	R10 DS
 LIGHT REFLECTANCE VALUE (LRV)	BS 8493:2008+A1:2010	See separate table
 ADHESIVE	Please install according to our installation instructions.	
 ENVIRONMENTAL	Indoor Air Comfort Floorscore SCS-EC10.3-2014 v4.0	Gold certification Compliant low emitting VOC emissions. Indoor air quality certified; Compliant low emitting VOC emissions.
 RECYCLING		Suitable
 PHTHALATE FREE		Yes

PRODUCT	LRV
LLPI42	26
LLPI43	20
LLPI44	34
LLPI45	27
LLPI46	27
LLPI47	38
LLPI48	21
LLPI49	46
LLPI50	25
LLPI51	9
LLT208	66
LLT209	44
LLT210	23
LLT211	10

* Subject to terms. Please see our website.

**Slip resistance is measured on freestanding ex-factory product. Slip resistance can be affected by many factors, including but not limited to; product installation and underlayment, surface contamination, use, wear and how the product is maintained. Textural variation along the surface of the product can affect nominal values.



BS EN 14041: 2004 (DOP 2021/UKCA/PLL/01)			
Approved body 0321			
Floor coverings (Internal)			
ISO 10874 Class 23/33/42			
Manufactured to ISO 10582			





PALIO GLUEDOWN

Fitting a gluedown floor can require greater preparation to ensure a smooth, flat and level surface. The floor is adhered to the subfloor for a longterm solution. Gluedown flooring offers design flexibility but requires installation in accordance with the requirements of BS 8203, DTU 53.2, DIN 18365 (Teil C) or other applicable National Standards and Building Codes for the installation of Resilient Flooring. Please refer to palioflooring.com for our full installation instructions.

DESIGN STRIPS

Add design strips between planks for a ships decking effect, around an island unit to create a feature, or add a border to the edge of your room. The following design strips are available in 3mm, 5mm and 10mm widths.



CHALK

DS10



CONCRETE

DS12



STONE

DS14



CHARCOAL

DS16



LINOSA PVP148 | PVP5148



PALIO GLUEDOWN Technical specification

	STANDARD	PALIO GLUEDOWN RESULT	PALIO GLUEDOWN PLUS RESULT
SIZE	EN ISO 24342	Plank: 1219.2 mm x 177.8 mm	Plank: 1219.2 mm x 177.8 mm
BOX QUANTITY		22 Planks 4.769 m ²	18 Planks 3.902 m ²
THICKNESS	EN ISO 24346	2.0 mm	2.5 mm
WEAR LAYER	EN ISO 24340	0.3 mm	0.55 mm
SURFACE TREATMENT		PU coating	PU coating
GUARANTEE*	Light industrial Commercial Residential	N/A 10 years 20 years	15 years 15 years 20 years
BEVELLED EDGE		No	No
MASS PER UNIT AREA	EN ISO 23997	3360 g/m ²	4120 g/m ²
STANDARDS	EN 649/ EN ISO 10582	Pass	Pass
CLASSIFICATION	EN 685/EN ISO 10874 Light industrial EN 685/EN ISO 10874 Commercial EN 685/EN ISO 10874 Domestic	N/A 31: Commercial moderate 23: Domestic heavy	42: Light industrial general 33: Commercial heavy 23: Domestic heavy
REACTION TO FIRE	EN 13501-1	Bfl-s1	Bfl-s1
STAINING RESISTANCE	EN ISO 26987/EN 423	Excellent	Excellent
LIGHT FASTNESS	EN ISO 105-B02	Pass ≥6	Pass 7
ABRASION RESISTANCE	EN 649/ EN ISO 10582 EN ISO 10582	Group T Type 1	Group T Type 1
FLEXIBILITY	EN ISO 24344	Pass	Pass
DIMENSIONAL STABILITY	EN 434/ EN ISO 23999	Pass	Pass ≤0.25%
ACOUSTIC IMPACT NOISE REDUCTION	EN ISO 717-2 / EN ISO 140-8	ΔL _w = 1 dB	ΔL _w = 2 dB
ELECTRICAL BEHAVIOUR BODY VOLTAGE	EN 1815	Pass	Pass
INDENTATION - RESIDUAL	EN 433/ EN ISO 24343-1	Pass ≤0.1 mm	Pass ≤0.1 mm
CASTOR CHAIR CONTINUOUS USE	EN 425/ISO 4918	Pass	Pass
THERMAL RESISTANCE	EN 12664	0.0107 m ² K/W Suitable for underfloor heating. Max 27°C	0.0126 m ² K/W Suitable for underfloor heating. Max 27°C
SLIP RESISTANCE***	DIN 51130 EN 13893	R10 DS	R10 DS
LIGHT REFLECTANCE VALUE (LRV)	BS 8493:2008+A1:2010	See separate table	See separate table
ADHESIVE	Karndean Universal Acrylic Epoxy High Temperature+ Pressure sensitive	Yes Yes Yes Yes Yes	Yes Yes Yes Yes Yes
ENVIRONMENTAL	Indoor Air Comfort Floorscore SCS-EC10.3-2014 v4.0	Gold certification Compliant low emitting VOC emissions. Indoor air quality certified; Compliant low emitting VOC emissions.	Gold certification Compliant low emitting VOC emissions. Indoor air quality certified; Compliant low emitting VOC emissions.
RECYCLING		Suitable	Suitable
PHTHALATE FREE		Yes	Yes

PALIO GLUEDOWN	PALIO GLUEDOWN PLUS	LRV
PVP142	PVP5142	26
PVP143	PVP5143	20
PVP144	PVP5144	34
PVP145	PVP5145	27
PVP146	PVP5146	27
PVP147	PVP5147	38
PVP148	PVP5148	21
PVP149	PVP5149	46
PVP150	PVP5150	25
PVP151	PVP5151	9

* Subject to terms. Please see our website.


** Slip resistance is measured on freestanding ex-factory product. Slip resistance can be affected by many factors, including but not limited to; product installation and underlayment, surface contamination, use, wear and how the product is maintained. Textural variation along the surface of the product can affect nominal values.



BS EN 14041: 2004 (DOP 2021/UKCA/PGluedown/01)
Approved body 0321
Floor coverings (internal)
ISO 10874 Class 23/31
Manufactured to ISO 10582

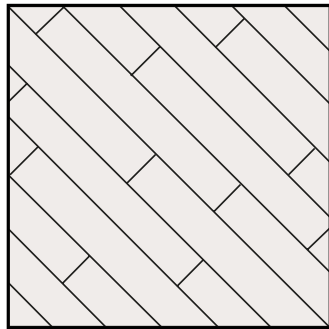
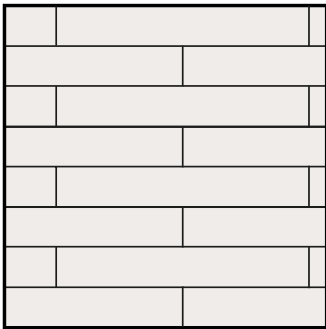
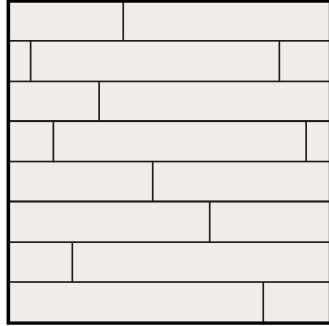



BS EN 14041: 2004 (DOP 2021/UKCA/PGluedown/0.55/01)
Approved body 0321
Floor coverings (internal)
ISO 10874 Class 23/33/42
Manufactured to ISO 10582

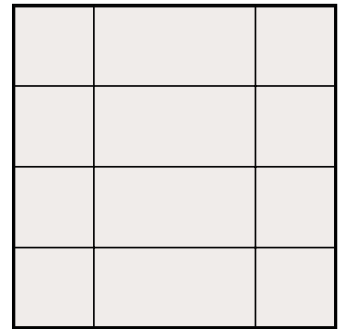


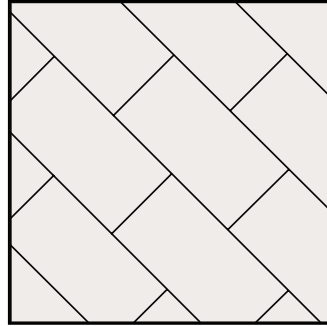


LAYING PATTERNS

WOOD



STONE



LINOSA PVP148-SCB | LLP148 | PVP148 | PVP5148

COLOUR MATCHED SCOTIAS

Our Palio Rigid range requires a suitable edge trim to accommodate an expansion gap around the perimeter of the room. Our collection of waterproof colour matched scotias have been designed to offer a seamless finish to your flooring installation.

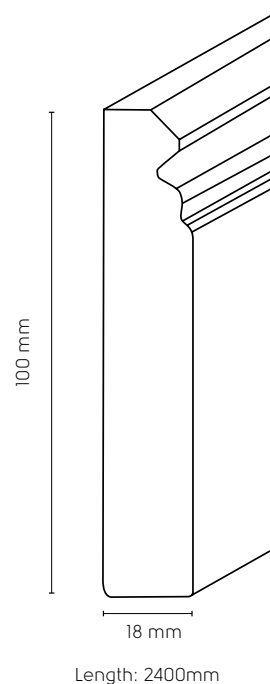
SCO-PVP142	SICILIA	
SCO-PVP143	SARDINIA	
SCO-PVP144	TAVOLARA	
SCO-PVP145	TORCELLO	
SCO-PVP146	BUDELLI	
SCO-PVP147	LAMPIONE	
SCO-PVP148	LINOSA	
SCO-PVP149	PALMARIA	
SCO-PVP150	LEVANZO	
SCO-PVP151	VIVARA	
SCO-White	WHITE	



SKIRTING BOARDS

Replace old skirting boards with new for a refreshed look or, to cover an expansion gap around the perimeter of the room.

SK100-White	WHITE	
--------------------	-------	---



FIND US ONLINE

palioflooring.com

The website offers a wealth of inspiration, including our installation videos which take you through a step by step guide to fitting the Palio ranges with Roger Bisby from Skill Builder.

You can also view these on the Palio Trade by Karndean YouTube channel.



Palio LooseLay installation guide
Realistic wood and stone look designs, available in a loose lay format with a friction grip backing – see how to install here.

ENTER YOUR
POSTCODE TO FIND
YOUR NEAREST
STOCKIST

FIND A STOCKIST



FIND A STOCKIST

Simply log onto **palioflooring.com** where you can select a local stockist that has our Palio ranges in stock for you to pick up a sample or buy the product.

You can also contact our Trade team for more details about Palio Trade by Karndean on **01386 820110** or for any technical questions you may have, contact our technical experts on **01386 820102**.



We provide a sample service so you can see and handle the planks and tiles that you are interested in.

To use our fast and convenient sample service call **01386 820110** or visit **palioflooring.com** to order a chip size sample.



SICILIA PVP142-SCB | LLP142 | PVP142 | PVP5142



CONTACT US...

Crab Apple Way
Evesham
Worcestershire
WR11 1GP
01386 820110
info@palioflooring.com

palioflooring.com



Front cover: PALMARIA **PVP149-SCB** | **LLP149** | **PVP149** | **PVP5149**



PALMULTBRO2 | KD6547UK 10/21