

Basin Wastes



Plastic Body, Back Nut Fixing

1 1/4" BSP x 2 7/16" Stainless Steel flange with plastic back nut, 12" No. 6 ball chain and stay (unless stated). Poly Plug..

Code	Size	Box
200969	Slotted - no chain	100
★ 200964	Slotted - with chain	100



Plastic Body - Centre Screw Fixing

1 1/4" BSP x 2 7/16" Stainless Steel flange, 12" No.6 ball chain and stay and Poly Plug (unless stated). Suitable for basins with or without overflow

Code	Size	Box
201841	no chain	50
201842	with chain	50
202189	Brass plug, chain and stay, brass flange	50



Brass Body - Plastic Back Nut - Poly Plug

1 1/4" BSP x 89mm length x 2 7/16" flange with plastic back nut, 12" No. 6 ball chain and stay (unless stated).

Code	Size	Box
201278	Slotted - no chain	80
201302	Solid - no chain	80
★ 201240	Slotted - with chain	50
201289	Solid - with chain	50



Brass Body - Metal Back Nut - Poly Plug

1 1/4" BSP x 89mm length x 2 7/16" flange with metal back nut, 12" No. 6 ball chain and stay (unless stated).

Code	Size	Box
201283	1 1/4" Slotted - no chain	80
201308	1 1/4" Solid - no chain	80
201249	1 1/4" Slotted - chain	80



Brass Body - Brass Back Nut - Poly Plug

1 1/4" BSP x 89mm length x 2 7/16" flange with brass back nut, 12" No. 6 ball chain and stay

Code	Size	Box
201284	Slotted - no chain	50
201250	Slotted - with chain	50



Brass Body - Plastic Back Nut - Brass Plug

1 1/4" BSP x 89mm length x 2 7/16" flange with plastic back nut, 12" No. 6 ball chain and stay (unless stated)

Code	Size	Box
★ 201243	Slotted	50
201291	Solid	50
201577	Slotted with brazed link chain	50



Brass Body - Metal Back Nut - Brass Plug

1 1/4" BSP x 89mm length x 2 7/16" flange with metal back nut, 12" No. 6 ball chain and stay

Code	Size	Box
201257	Slotted	50

★ = 5 Star range



ABS Body Clicker Plug - Brass Mechanism

1 1/4" BSP x 76mm length x 2 7/16" flange with plastic back nut, brass internal mechanism

Code	Size	Box
★ 201754	Slotted	100



Clicker Plug - Brass Body

1 1/4" BSP x 89mm length x 2 7/16" flange with plastic back nut, brass internal mechanism, c/w stay hole stopper

Code	Size	Box
★ 201753	Slotted	50
201773	Solid	50



Central Clicker Plug - Brass Body

1 1/4" BSP x 89mm length x 2 7/16" flange with plastic back nut c/w stay hole stopper

Code	Size	Box
201327	Slotted	50
201328	Solid	50

- Innovative design
- Depress central clicker to close
- Removable top for easy cleaning



Flat Mushroom Clicker Plug - Brass Body

1 1/4" BSP x 89mm length x 2 7/16" flange with plastic back nut c/w stay hole stopper

Code	Size	Box
★ 201314	Slotted	50
201317	Solid	50



Square Clicker Waste - Brass Body

1 1/4" BSP x 89mm length x 2 7/16" flange with plastic back nut

Code	Size	Box
202182	Slotted	50
202183	Solid	50



Captive Plug - Brass Body

1 1/4" BSP x 89mm length x 2 7/16" flange with plastic back nut (unless stated)

Code	Size	Box
201513	Slotted - Poly Plug	50
201566	Solid - Poly Plug	50
201515	Slotted - Poly Plug, metal backnut	50
201535	Slotted - Brass Plug	50
201567	Solid - Brass Plug	50



Flip Plug - Brass Body

1 1/4" BSP x 89mm length x 2 7/16" flange with plastic back nut. Captive brass plug rotates in body

Code	Size	Box
★ 201877	Slotted	50
201876	Solid	50



Free Flow - Brass Body

1 1/4" BSP x 89mm length x 2 7/16" flange with plastic back nut, 70mm domed cover,

Code	Size	Box
201320	Slotted	50
201319	Solid	50
201325	Solid - 50mm tail	50



Shrouds

1 1/4" BSP, suitable for exposed pipework

Code	Size	Box
202317	Short shroud for slotted wastes	100
202316	Long shroud for solid wastes	50



Pop Up Basin Waste Assembly

1 1/4" BSP, brass body. Brass plug

Code	Size	Box
200851	1 1/4"	10



Vanity Basin Combination

1 1/4" BSP x 2 7/16" flange, centre screw, plastic body, stainless steel flange, variflex 160-330mm flexible tube, No. 6 ball chain and chrome ABS overflow face.

Code	Size	Box
200476	Poly plug - poly bag	25



Vanity Basin Combination Inflow Pattern

1 1/4" BSP x 2 7/16" flange. Inflow Pattern with brass waste, plastic back nut, Variflex 160-330mm tube. No 6. ball chain and chrome ABS overflow face.

Code	Size	Box
200249	Poly plug	50
200253	Brass plug	50



3 piece Easy Seal Basin Washer Kit

Code	Size	Box
201686	1 1/4"	100

Gold Bath and Basin Wastes



Gold Basin Waste

1 1/4" BSP x 89mm length x 2 7/16" flange with plastic back nut, Brass Plug, 12" No. 6 ball chain and stay

Code	Size	Box
201246	GOLD - Brass plug and chain	50



Gold Bath Pop Up Waste

1 1/2" BSP, brass handle, brass plug, 600mm cable, variflex tube

Code	Size	Box
201872	GOLD Bath Pop Up Waste Standard Brass handle, plug and flange	12



Gold Bath Combination Tidy Plug with Brass Face

Plastic body, 70mm flange, Variflex 220-550mm flexible tube, gold retainer bath face and 18" No. 6 Ball Chain.

Code	Size	Box
201117	GOLD - 1 1/2" with brass plug, brass flange	50

★ = 5 Star range

Bath Wastes



Bath Waste - Brass Body - Solid Tail - Plastic Back Nut (Tubby)

35mm length x 2 7/8" flange with plastic back nut, 18" No. 6 ball chain and S hooks (unless stated)

Code	Size	Box
201334	1 1/2" with poly plug, chain and hook	100
201346	1 1/2" with poly plug (less chain)	100
201339	1 1/2" with poly plug, chain and hook - metal back nut	100
201350	1 1/2" with poly plug, (less chain) metal back nut	100
201336	1 1/2" with brass plug, chain and hook	100



Bath Waste - Brass Body - Solid Tail - Brass Back Nut (Tubby)

35mm length x 2 7/8" flange with brass back nut, 18" No. 6 ball chain and S hooks (unless stated)

Code	Size	Box
201340	1 1/2" Poly plug and chain	100
201351	1 1/2" Poly plug - no chain	100



Bath Waste Brass Body Clicker Plug

35mm length x 2 7/8" flange with plastic back nut, sprung brass plug

Code	Size	Box
202193	1 1/2"	100



Bath Wastes - Brass Body Solid Tail - Flat Mushroom Clicker

35mm length x 2 7/8" flange with plastic back nut, sprung flat mushroom brass plug

Code	Size	Box
202195	1 1/2"	100



Bath Wastes - Brass Body - Solid Tail - Flip Plug

35mm length x 2 7/8" flange with plastic back nut, captive brass plug

Code	Size	Box
201979	1 1/2"	100



Bath Pop Up Waste and Overflow

1 1/2" BSP, brass handle, brass plug, 600mm cable unless stated

Code	Size	Box
★ 201830	1 1/2"	12
201991	1 1/2" 1020mm cable	16
201857	1 1/2" for thicker baths	12



Economy Bath Pop Up Waste

1 1/2" BSP, ABS handle, ABS plug, 600mm cable, stainless steel flange

Code	Size	Box
202230	1 1/2"	8



Deluxe Pop Up Bath Waste

1 1/2" BSP, deluxe easy hold brass handle, brass plug, 600mm cable unless stated

Code	Size	Box
200886	1 1/2"	16
200878	1 1/2" extended cable 1050mm centres	16



Bath Combination Overflow Centre Screw

Plastic body, 70mm flange, Variflex 220-550mm flexible tube, chrome ABS bath face and 18" No. 6 Ball Chain.

Code	Size	Box
★ 200508	1 1/2" with poly plug, stainless steel flange - Poly bag	50
201760	1 1/2" with brass plug, brass flange - Boxed	48



Bath Combination Tidy Plug with Brass Face

Plastic body, 70mm flange, Variflex 220-550mm flexible tube, chrome retainer bath face and chain.

Code	Size	Box
★ 201116	1 1/2" with ball chain	48
201110	1 1/2" with brazed link chain	40



Exposed Bath Waste - Pop Up

Brass overflow pipe and handle, brass pop up plug, 60cm cable

Code	Size	Box
201735	1 1/2"	5



Exposed Bath Waste - all Brass Parts

Brass retainer bath face and overflow pipe, 18" No 6. Ball Chain, brass plug

Code	Size	Box
201690	1 1/2" for freestanding baths - all brass parts 1 1/2" brass plug, brass flange	10

For lengths of chrome pipe see page 1:8



Exposed Bath Trap Low Level

Code	Size	Box
201911	1 1/2" Bath P trap	25



Exposed Pipe Shrouds

Telescopic chrome metal pipe shrouds for hiding exposed pipe work to taps

Code	Size	Box
201919	Brass telescopic pipe shrouds (pair) for use with exposed baths	5



Bath Combination Wastes, Brass Body

Enflow pattern with brass body and plastic backnut, 70mm flange, variflex 220mm x 550mm tube. 18" No. 6 ball chain and chrome ABS bath face unless stated. Packed per single box.

Code	Size	Box
200299	1 1/2" with poly plug	50
200308	1 1/2" with poly plug - metal back nut	50
200303	1 1/2" with brass plug	50
200321	1 1/2" with brass plug - metal back nut	50
200357	1 1/2" with brass plug, brass overflow face	50



Bath Combination Wastes, Brass - Clicker Plug 2 Piece

70mm flange, variflex 220mm x 550mm tube. Brass overflow face. Packed per single box.

Code	Size	Box
★ 201995	1 1/2" Spring plug	20

★ = 5 Star range



Bath Combination - Mushroom Clicker 2 Piece

70mm flange, variflex 220mm x 550mm tube. Brass overflow face. Packed per single box.

Code	Size	Box
202007	1 1/2" - Mushroom Spring	20



Bath Combination - Square Clicker 2 Piece

70mm flange, variflex 220mm x 550mm tube. Brass overflow face. Packed per single box.

Code	Size	Box
202203	1 1/2" Square Spring	20



Bath Combination - Brass - Flip Plug 2 Piece

70mm flange, variflex 220mm x 550mm tube. Brass overflow face. Packed per single box.

Code	Size	Box
202170	1 1/2" Flip Plug	20

Sink Wastes



Brass Sink Waste - Poly Plug

1 1/2" BSP 86mm x 3 3/8" Flange with plastic back nut, 15" No. 6 ball chain and stay (unless stated) Belfast (slotted) London (solid)

Code	Size	Box
201365	Belfast - Poly plug and chain	50
201397	London - Poly plug and chain	50
201384	Belfast - Poly plug - no chain	50
201407	London - Poly plug - no chain	50



Brass Sink Waste - Brass Back Nut

1 1/2" BSP 86mm x 3 3/8" Flange with brass back nut, Poly plug Belfast (slotted)

Code	Size	Box
201391	Belfast - Brass Backnut - Poly-plug - no chain	50



Brass Sink Waste - Metal Back Nut - Poly Plug

1 1/2" BSP 86mm x 3 3/8" Flange with metal back nut, 15" No.6 ball chain and stay - Poly plug Belfast (slotted) and London (solid)

Code	Size	Box
201371	Belfast - Poly plug and chain	50
201403	London - Poly plug and chain	50
201390	Belfast - Poly plug - no chain	50
201409	London - Poly plug - no chain	50



Brass Sink Waste - Brass Plug

1 1/2" BSP 86mm x 3 3/8" Flange with plastic back nut, 15" No.6 ball chain and stay - Poly plug Belfast (slotted) and London (solid)

Code	Size	Box
201367	Belfast - Brass plug and chain	50
201399	London - Brass plug and chain	50



Brass Sink - Brass Plug - Link Chain - Metal Back Nut

1 1/2" BSP 86mm x 3 3/8" Flange with metal back nut, 15" Brazed link chain -Brass plug Belfast (slotted) and London (solid)

Code	Size	Box
201376	Belfast Brass Plug and link chain	50
201659	London - Brass Plug and link chain	50



Sink Wastes - Brass Body - Plastic Back Nut (Tubby)

38mm length x 3 3/8 Flange with plastic back nut, no chain

Code	Size	Box
201419	1 1/2" with poly plug	100
201423	1 1/2" with poly plug - metal back nut	100



Sink Waste - Brass Body - Brass Back Nut (Tubby)

38mm length x 3 3/8 Flange with plastic back nut, no chain

Code	Size	Box
201351	1 1/2" with poly plug - brass back nut	100



Stainless Steel Basket Strainer Waste

1 1/2" BSP x 113mm Stainless Steel Flange

Code	Size	Box
★ 201522	Stainless steel flange and inner basket (no overflow)	48



Stainless Steel Basket Strainer Waste with Overflow

1 1/2" BSP x 113mm Stainless Steel Flange and overflow, variflex 160 - 330mm tube

Code	Size	Box
201697	Stainless steel flange and inner basket with overflow	48



White Basket Strainer Wastes

1 1/2" BSP x 113mm Flange

Code	Size	Box
201691	Plastic flange and inner basket - White	48
201698	Plastic flange and inner basket with overflow - White	48



Sink Combination Overflow

Plastic body 3 3/8" stainless steel flange, Variflex 160-330mm flexible tube, No. 6 ball chain and black overflow face. Packed per single box. Centre screw

Code	Size	Box
★ 200486	1 1/2" with poly plug, poly bag	50
201706	1 1/2" with poly plug, chrome ABS face, poly bag	50



Sink Combination Overflow

Plastic back nut, variflex 160-330mm, No. 6 ball chain and black overflow face. Packed per single box

Code	Size	Box
200280	1 1/2" with poly plug	50

★ = 5 Star range

Bottle Traps



Modern Style Bottle Traps - ABS

Chrome ABS 1 1/4" bottle trap with 2" seal. c/w 300mm 35mm o/d pipe and wall flange

Code	Size	Box
★ 202028	1 1/4" ABS Modern	20



Modern Shallow Bottle Trap - Brass

Chrome plated metal 1 1/4" bottle trap with 2" seal. c/w 300mm 35mm o/d pipe and wall flange

Code	Size	Box
★ 202023	1 1/4" Modern Shallow	10



Modern Bottle Trap - Brass

Chrome plated metal 1 1/4" bottle trap with 3" seal. c/w 35mm o/d pipe and wall flange

Code	Size	Box
★ 202117	Modern 1 1/4" Trap and 300mm pipe	10
202053	Modern 1 1/4" Trap and 400mm pipe	10



Square Style Bottle Trap - Brass

Chrome plated metal 1 1/4" bottle trap with 3" seal. c/w 35mm o/d pipe and square wall flange

Code	Size	Box
202163	Square 1 1/4" Trap and Pipe	10



Brass Bottle Trap and Pipe 1 1/4" BSP

Chrome plated metal 1 1/4" bottle trap with 3" seal. Available with or without 300mm 35mm o/d outlet pipe.

Code	Size	Box
201082	Trap only	40
★ 202166	Trap and Outlet Pipe	10



Brass Bottle Trap 1 1/2" BSP

Chrome plated metal 1 1/2" bottle trap with 3" seal. Chrome 200mm 42mm o/d pipe available separately

Code	Size	Box
201091	Trap only	20
201102	Outlet Pipe Only	50



Bottle Trap Pipe

Chrome plated metal outlet pipe with wall flange. 35mm o/d pipe for use with 1 1/4" bottle trap

Code	Size	Box
201834	35mm x 300mm	10
201976	35mm x 400mm	10



Wall to Floor Pipe

Chrome plated metal outlet pipe with floorplate for exposed pipework 35mm o/d pipe for use with 1 1/4" bottle traps

Code	Size	Box
202159	35mm x 680mm x 210mm	10

Chrome Copper Tube - Lengths

Code	Size	Box
321945	15mm x 2 mtr	-
321949	22mm x 2 mtr	-
321960	35mm x 3 mtr	-

Flush Grated Wastes



Flush Grated Waste - 2 7/16"

2 7/16" Flange, brass body with plastic back nut (unless stated)

Code	Size	Box
202054	1 1/4" with 50mm solid tail	100
201433	1 1/4" with 89mm solid tail	50
201436	1 1/4" with 89mm solid tail, metal back nut	50
201429	1 1/4" with 89mm slotted tail	50
201430	1 1/4" with 89mm slotted tail, metal back nut	50
201440	1 1/2" with 89mm solid tail	50



Flush Grated Waste - 2 7/8"

2 7/8" Flange, brass body with plastic back nut (unless stated)

Code	Size	Box
201477	1 1/2" with 38mm solid tail	100
201483	1 1/2" with 38mm solid tail, metal back nut	100
201571	1 1/2" with 63mm solid tail	50



Flush Grated Waste - 3 3/8"

3 3/8" Flange-brass body with plastic back nut (unless stated)

Code	Size	Box
201456	1 1/2" with 80mm solid tail	50
201462	1 1/2" with 80mm solid tail, metal back nut	50



Flush Grated Waste with Removable Top - 2 7/8"

2 7/8" Flange - brass body, removable top with plastic back nut (unless stated)

Code	Size	Box
201616	1 1/2" with 38mm solid tail	100
202070	1 1/2" with 38mm solid tail, Octotop	100
201636	1 1/2" with 63mm solid tail	50



Flush Grated Waste with Removable Top - 3 3/8"

3 3/8" Flange - brass body, removable top with plastic back nut (unless stated)

Code	Size	Box
201606	1 1/2" with 86mm solid tail	50

Combined Shower Wastes



Combined Shower Trap and Waste

with 50mm seal complete with 1 1/2" flush grated waste fitting.

Code	Size	Box
★ 201969	ABS Plastic waste, 2 7/8" flange, 1 1/2" tail, 24 LPM	40
★ 202155	90mm shower trap and waste with 113mm removable flange, 50mm seal, 1 1/2" multifit outlet - 30LPM	-



Flexi Shower Outlet Pipe

Code	Size	Qty
★ 202165	1 1/2" swivel to comp	-

Urinal Wastes



Urinal Waste - Plastic Domed Top

Urinal waste 2 7/16" x 1 3/4" tail with plastic back nut, Domed white plastic top, solid tail

Code	Size	Box
201526	1 1/4" with 86mm tail	-
202206	1 1/4" with 45mm tail	-
201527	1 1/2" with 86mm tail	-
202207	1 1/2" with 45mm tail	-



Urinal Waste - Brass Hinged Top

2 3/8" flange x 3 1/4" solid tail, Brass hinged domed top, solid tail

Code	Size	Box
201590	1 1/4"	50
201532	1 1/2"	50
201528	2"	20



Urinal Waste - Brass Domed Top

2 3/8" flange x 3 1/4" solid tail, Stainless Steel Domed Top

Code	Size	Box
201762	1 1/4"	50
201763	1 1/2"	50

★ = 5 Star range

Caravan Wastes



Caravan Wastes

3/4" with solid 48mm tail

Code	Size	Box
201524	2" flange with back nut and plug	100
201646	1 3/4" flange with back nut and plug	100

Toilet Fittings



Chrome High Level Kit

Chrome pipe, white ornate ironwork cistern brackets, ornate chrome wall bracket with buffer, white ceramic pull and oval link pull chain, shroud.

Code	Size	Box
411540	35mm	1

Alternative chrome scroll brackets available upon request

38mm Low Level Kit

Chrome plated pipe and shroud

Code	Size	Box
411560	38mm	1



Contract Cistern Lever - Chrome

Code	Size	Box
202298		100



Ceramic Cistern Lever - White

Code	Size	Box
345617		100



Chrome Lever Kit - Metal

Code	Size	Box
345620		100



Chrome Lever Kit 3/8" Ideal - Metal

Code	Size	Box
345625		100



Chrome Lever Kit 160mm Side entry - Metal

Code	Size	Box
345630		100

Chains, Plugs and Stoppers



Chains

Code	Size	Box
200147	12" basin chain No. 6 ball with metal stay	-
200076	12" basin chain brazed link with metal stay	-
200111	18" bath chain No. 6 ball with S hook	-
200122	18" bath chain brazed link with S hook	-
200088	15" sink chain No. 6 ball with S hook	-
200168	15" sink chain No. 6 ball with metal stay	-
200133	15" sink chain No. 6 ball with woodscrew stay	-



Poly Plug - Black

Code	Size	Box
200833	1 1/2" plug with triangle for 1 1/4" waste	1000
200837	1 3/4" plug with triangle for 1 1/2" waste	1000



Brass Plug

Code	Size	Box
200716	1 1/2" plug with triangle for 1 1/4" waste	1000
200739	1 3/4" plug with triangle for 1 1/2" waste	1000



Pop Up Plug

Code	Size	Box
200867	1 1/2" brass plug for pop up basin waste	200
202000	1 1/2" brass plug for pop up bath assembly	200



Chain Hole Stopper

Code	Size	Box
201052	Brass domed chain hole stopper	-
201045	Bath overflow stopper, ABS	-

Bath Overflow Stopper

Code	Size	Box
201045	Bath overflow stopper, ABS	-

Tap Hole Stopper

Code	Size	Box
201051	Tap hole stopper. Plain face, ABS	-
201048	Tap hole stopper with triangle, ABS	-

Sink Overflow Stopper

Code	Size	Box
201042	Sink Overflow Stopper - black	-

Cistern Hole Stopper

Code	Size	Box
344325	Cistern Hole Stopper	-

Plastic Back Nut

Code	Size	Box
200050	1 1/4" (basin)	-
200051	1 1/2" (bath)	-
202146	1 1/2" (sink)	-

Brass Back Nut

Code	Size	Box
200025	1 1/4" (basin) 2 3/8" flange	-
200026	1 1/2" (bath) 2 3/4" flange	-

Shower Fittings and Spares



Shower Riser Kits

Includes riser bar, handset, bracket and hose

Code	Size	Box
344650	3 Mode	
344655	5 Mode	
344665	TMV and 5 Mode Handset	



Chrome Shower Hose and Accessories

Code	Size	Box
344536	11mm Bore x 1.25m Hose -	
344541	11mm Bore x 1.5m Hose	
344550	11mm Bore x 2m Hose	
344400	1/2" M x F Vacuum Breaker	
344410	15mm x 15mm C x C Valve	
344405	Hose Washer	



Single Mode Handset

Code	Size	Box
344615	Chrome	



Three Mode Handset

Code	Size	Box
344620	Three Mode Handset - Chrome	
344610	Three Mode Handset - White	



Five Mode Handset

Code	Size	Box
344625	5 Mode Modern - Chrome	



Five Mode Handset - Large

Code	Size	Box
344630	5 Mode Handset Large - Chrome	



Shower Fixing Bracket

Code	Size	Box
344495		



Shower Wallplate Elbow

Code	Size	Box
321059	15mm x 3/4" MI x 1/2" FI	



Shower Curtain Kits

Code	Size	Box
344680	Textile 1800mm Drop	
344685	PVC 1800mm Drop	




Bath Mat

Code	Size	Box
344690	380mm x 600mm	5

Shower Screen Seals

Code	Size	Box
344805	Bath screen seal 1mtr - 4-6mm glass 7mm drop	
344810	Bath screen seal 1mtr- 4-6mm glass 16mm drop	
344815	Bath screen seal 1mtr- 4-6mm glass 25mm drop	
344820	Bath screen seal, 8-10mm glass 7mm drop	
344825	Bath screen seal 8-10mm glass, 16mm drop	
344830	Bath screen seal 2mtr - 4-6mm glass, 7mm drop	
344850	20mm drop, 2mtr - 2-5mm Bi-Fold Seal - bagged	
344855	16mm drop, 2mtr - 2-5mm Bi-Fold seal bagged	
344860	5mm drop ,2mtr - 5m Bi-Fold Seal - bagged	
344865	15mm drop - 2mtr - 5mm Bi-Fold Seal - bagged	
344870	25mm Drop - 2mtr - 5mm Bi-Fold Seal - bagged	
344890	4-6mm - 2mtr - Magnetic door seal	
344895	8mm - 2mtr - Magnetic door seal	



344805

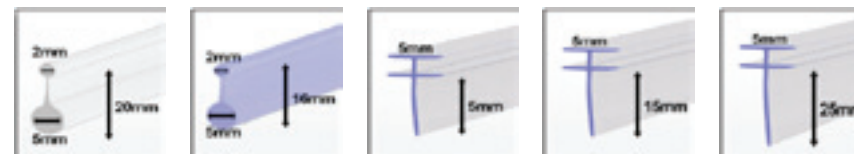
344810

344815

344820

344825

344830




344850

344855

344860

344865

344870



344890

344895



Tap Conversions - Acrylic BS1010 & BS5412

Code	Size	Box
330145	1/2" / 3/4"	



Tap Conversions - Metal BS1010 & BS5412

Code	Size	Box
330105	1/2" / 3/4"	



Tap Conversions Victorian

Code	Size	Box
330115	1/2"	



Tap Conversions Lever

Code	Size	Box
330125	1/2"	



Headwork

Code	Size	Box
330135	Brass Pair BS5412	
330180	Ceramic Pair	



Tap Extensions

Code	Size	Box
334221	1/2" Brass	
334242	1/2" Chrome	
334238	1/2" x 1" long - Chrome	
334229	1/2" x 2" long - Chrome	
334234	1/2" x 4" long - Chrome	



Peerless Towel Rails

- Automated welding - prevents pin holes
- Air dried - prevents internal rusting
- Automated plating line - enhanced service finish
- 'D' profiles have 1.5mm thickness
- 22mm diameter tubes have 1.2mm wall thickness
- 5 Year Guarantee
- All rails are 100% inspected
- Tested and manufactured in accordance with EN442
- Includes plug, air vent and 4 brackets

Straight Towel Rails


Code	Size	Box
495120	750mm x 500mm	
495130	1200mm x 500mm	
495140	1500mm x 500mm	
495160	750mm x 600mm	
495170	1200mm x 600mm	
495180	1500mm x 600mm	

Curved Towel Rails

Code	Size	Box
495220	750mm x 500mm	
495230	1200mm x 500mm	
495240	1500mm x 500mm	
495260	750mm x 600mm	
495270	1200mm x 600mm	
495280	1500mm x 600mm	

Towel Rail Element

Code	Size	Box
391400	150w	
391405	250w	
391410	400w	
391415	600w	



Towel Radiator Valves

Derwent Angled Chrome Single



Code	Size	Box
312880	15mm single	65

Derwent Straight Chrome Single



Code	Size	Box
312885	15mm single	65

Rimini Straight Single



Code	Size	Box
465400	15mm - single blister	30
465402	15mm - single boxed	30

Rimini Angled Single



Code	Size	Box
465405	15mm single blister	30
465407	15mm single boxed	30

Contemporary Deluxe Angled Valve - Pair



Code	Size	Box
420220	15mm pair	12

Contemporary Deluxe Straight Valve - Pair



Code	Size	Box
420222	15mm pair	12

Contemporary X Head Angled Valve - Pair



Code	Size	Box
420215	15mm pair	12

Contemporary X Head Straight Valve - Pair



Code	Size	Box
418015	15mm pair	12

Edwardian Angled - Pair



Code	Size	Box
465320	15mm pair	20

Victorian Bronze Angled - Pair



Code	Size	Box
465450	15mm pair	12

Corner Pattern - Pair



Code	Size	Box
465515	15mm pair	24

Chrome Pipe Tails



Code	Size	Qty
400610	15mm x 30cm	-