

QUICK & EASY FIXES FOR...

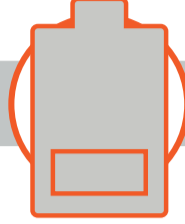
IM350+

If you find you are experiencing problems with your tool, here are a few easy suggestions to help keep you going.

STEP ONE




CLEAN TOOL THOROUGHLY



CHECK BATTERY IS FULLY CHARGED



CHECK FOR NAIL JAMS



TRY THE TOOL WITH DIFFERENT BATCH OF NAILS/
CHECK FUEL CELL IS IN DATE

STEP TWO



ISSUE

- Fires two nails at once.
- Tool firing but no nails are coming out/ blank shots.

SOLUTION

- Check nose and magazine for jams.
- Check nail strip for damaged or compressed paper collation.

STEP THREE



GENERAL

ISSUE

- Intermittent firing/
won't fire properly.



SOLUTION


- Check fuel is in date (see base of fuel) and that the fuel cell is not too cold.

- Fan running constantly.



- Check nose probe isn't stuck back and is free moving.

- Fan not working/solid red light/
won't fire/no power/no lights on tool.



- Check for damaged or disconnected cables under rear cap.

- Charger alternating red/
green lights.

- Replace battery.

...PLUS, DON'T FORGET ABOUT YOUR TOOL

WARRANTY

2 **Paslode**
YEAR
WARRANTY

Your Paslode tool comes with a standard 2 year warranty, covering all components providing that Manufacturer's Operating Instructions have been followed, that no modifications have been made or non-original components or spare parts have been used, and that the tool has not been accidentally damaged or neglected.

Make sure to register your tool online
Find further information in your toolcase.