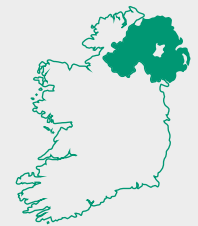




Product Catalogue

Underground Rainwater Soil & Waste Roofing





Our new website is live

Next Level Knowledge

Knowledge is power and with 300 pages of informative content on over 4000 individual products the new Brett Martin website is designed to deliver next level knowledge.

Built on the latest web technology, brettmartin.com will intuitively serve you with the most relevant information for your needs. Jump in today and discover what makes Brett Martin work, world wide!



brettmartin.com 🔍



IMPORTANT NOTES (Only applicable to NI Merchants)

Prices
For list prices, please email your sales representative, email sales@brettmartin.com or call 028 9084 8999.

Carrier Deliveries
Orders for chargeable Next Day carrier service must be received before 12:00 midday. Please note that carriers will not take goods longer than 4 metres and are unable to give an absolute guarantee on service.

Minimum Order Value
A surcharge of £15 will apply to each order which does not exceed the following minimum values: Delivery to Merchant's Yard - £250 net

Ordering
When ordering please state colour and code number clearly. Irrespective of any prices stated on your orders, the prices charged will be list prices less your agreed customer discount. All prices shown are list prices per item excluding VAT. This price list supersedes all previous issues.

Notification of Claims
The Seller shall be entitled to reject any claim for DEFECTIVE goods unless such a claim is notified in writing to the Seller within 48 hours of delivery, or, if the alleged defect is not immediately apparent, within such longer period as the Seller may reasonably allow in the circumstances.

The Seller shall be entitled to reject any claim for SHORTAGES of the goods unless such claim is notified to the Seller in writing within 48 hours of the date of delivery of any consignment in which it is said a shortage has occurred. Upon collection of goods, the Seller shall be entitled to credit goods only which are deemed resalable. The Seller will notify the Buyer within 48 hours of any rejections or discrepancies.

Pack Quantities
Orders must be placed in pack quantities. Where the pack quantity is not stated items are available singly.

- FAB - Fabricated non-stock item (requires longer lead time and is supplied as a single item).

Restocking Charge
In special circumstances Brett Martin may agree to goods being returned but only with prior agreement provided they are in re-salable condition and in their original packaging. Returns are subject to a 15% restocking charge or £15 (whichever is greater) which will be deducted from the associated credit note. This facility does not apply to items which have been fabricated or supplied as non-standard items to special order. Full conditions of sale are available on request.

Conditions of Sale
All goods sold subject to our Conditions of Sale. Brett Martin Ltd reserves the right to amend specifications and prices without prior notice. Reproductions of all or part of this publication, unless authorised in writing by Brett Martin Ltd, will be a breach of copyright.

UNDERGROUND

- 06 Drain
- 13 Sewer
- 17 Duct
- 18 Grease Traps
- 18 Sewerage Treatment
- 18 Stormwater Management
- 19 Surface Water: Twinwall
- 21 Water Supply: MDPE Blue Pipes

RAINWATER

CASCADE | CAST IRON STYLE

- 25 Prostyle 106mm
- 26 Roundstyle 112mm
- 26 Deepstyle 115mm
- 27 Square 65mm Downpipe
- 28 Round 68mm Downpipe
- 29 Corner Round 68mm Downpipe
- 29 Wall Planters & Accessories
- 30 Hoppers
- 32 Deepstyle 170mm
- 33 Round 105mm Downpipe
- 34 Rectangular 100mm x 75mm Downpipe
- 35 Push-Fit Soil

RAINWATER | GLOSS FINISH

- 37 106mm Prostyle
- 38 112mm Roundstyle
- 38 114mm Squarestyle
- 39 115mm Deepstyle
- 40 65mm Square Downpipe
- 41 68mm Round Downpipe
- 41 170mm Deepstyle
- 42 Industrial Downpipe

SOIL & WASTE

- 48 Push-Fit Soil
- 51 Push-Fit Waste
- 53 Solvent Soil
- 54 Solvent Waste
- 56 Ancillary Items
- 57 21.5mm Overflow
- 58 Traps
- 59 Compression

ROOFING

- 62 Rooflights
- 63 Polycarbonate Roofing System
- 64 Multiwall Polycarbonate Sheet
- 66 Corrugated PVC Sheet
- 68 Flat Sheet
- 69 Bitumen Sheet
- 70 GRP Sheet

TECHNICAL

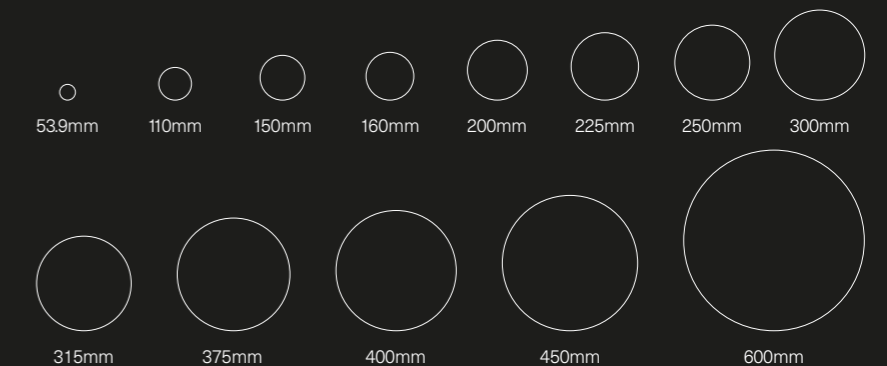
- 72 Range Details
- 73 Compatibility Chart
- 74 Compliance Guide



UNDERGROUND

Our comprehensive range of underground products include pipes in up to 13 diameters from 58.9mm to 600mm, industry compliant fittings and the new StormCrate55 attenuation and infiltration crate.

Diameters



Contents

06 Drain	18 Sewerage Treatment
13 Sewer	18 Stormwater Management
17 Duct	19 Surface Water: Twinwall
18 Grease Traps	21 MDPE Water Supply

DESCRIPTION	CODE	PACK QTY	PG
-------------	------	----------	----

Drain Pipes, Couplers, Single Socket Bends

Pipes			
110mm x 3m Plain End Pipe EN 1401-1	B4001	50	PIPES
110mm x 6m Plain End Pipe EN 1401-1	B4011	50	PIPES
110mm x 3m Single Socket Pipe EN 1401-1	B4403	50	PIPES
110mm x 6m Single Socket Pipe EN 1401-1	B4406 SN8	50	PIPES
110mm x 2.7mm 6m Single Socket Pipe BBA	B4416	50	PIPES
160mm x 3m Plain End Pipe EN 1401-1	B6001	39	PIPES
160mm x 6m Plain End Pipe EN 1401-1	B6011	39	PIPES
160mm x 3m Single Socket Pipe EN 1401-1	B6603	39	PIPES
160mm x 6m Single Socket Pipe EN 1401-1	B6606	39	PIPES
160mm x 6m Single Socket Pipe EN 1401-1	B6606 SN8	39	PIPES
Perforated Pipes			
110mm x 6m Single Socket Perforated Pipe EPA 2009	B4123	50	01/053
160mm x 6m BS Single Socket Perforated Pipe	B6023	39	PIPES
Couplers EN 1401-1			
110mm Double Socket PVC (BS) Coupler	B5001	20	3
110mm Double Socket PVC Slip Coupler	B5001S	20	2
110mm Single Socket Coupler	B5011	20	2
160mm Single Socket Coupler	B7011	6	2
160mm Double Socket PVC (BS) Coupler	B7001	6	2
160mm Double Socket PVC Slip Coupler	B7001S	6	2
160mm Double Socket Polypropylene Coupler	B6021	6	2
Single Socket Bends EN 1401-1			
110mm x 87½° Single Socket Bend	B5041	10	3
110mm x 67½° Single Socket Bend	B5051	10	3
110mm x 45° Single Socket Bend	B5061	15	3
110mm x 22½° Single Socket Bend	B5071	15	3
110mm x 11¼° Single Socket Bend	B5081	15	3
110mm x 0°-30° Adjustable Single Socket Bend	B5030	15	2
160mm x 87½° Single Socket Bend	B7041	4	2
160mm x 67½° Single Socket Bend	B7051	5	2
160mm x 45° Single Socket Bend	B7061	5	2
160mm x 22½° Single Socket Bend	B7171	5	2
160mm x 11¼° Single Socket Bend	B7181	5	2

See pages 74 to 78 for further guidance on compliance of the Underground product range.

DESCRIPTION	CODE	PACK QTY	PG
-------------	------	----------	----

Drain Bends & Branches

Double Socket Bends EN 1401-1			
110mm x 87½° Double Socket Bend	B4031	10	3
110mm x 87½° D/S Rest Bend (Long Radius)	B4131	5	2
110mm x 67½° Double Socket Bend	B4071	10	3
110mm x 45° Double Socket Bend	B4041	15	3
110mm x 22½° Double Socket Bend	B4051	15	3
110mm x 11¼° Double Socket Bend	B4061	15	3
110mm x 0°-90° Adjustable Double Socket Bend	B4029	5	2
110mm x 0°-30° Adjustable Double Socket Bend	B4030	15	2
160mm x 87½° Double Socket Bend	B6031	4	2
160mm x 67½° Double Socket Bend	B6071	5	2
160mm x 45° Double Socket Bend	B6041	5	2
160mm x 22½° Double Socket Bend	B6051	5	2
160mm x 11¼° Double Socket Bend	B6061	5	2
Long Radius Bends EN 1401-1			
110mm x 87½° Long Radius Plain End Bend	B5031	1	2
110mm x 45° Long Radius Plain End Bend	B5032	1	2
110mm x 22½° Long Radius Plain End Bend	B5033	1	2
110mm x 11¼° Long Radius Plain End Bend	B5034	1	2
110mm x 87½° Long Radius Single Socket Bend	B5930	1	2
110mm x 45° Long Radius Single Socket Bend	B5931	1	2
110mm x 22½° Long Radius Single Socket Bend	B5932	1	2
110mm x 11¼° Long Radius Single Socket Bend	B5933	1	2
160mm x 87½° Long Radius Plain End Bend	B7021	1	2
160mm x 45° Long Radius Plain End Bend	B7022	1	2
160mm x 22½° Long Radius Plain End Bend	B7023	1	2
160mm x 11¼° Long Radius Plain End Bend	B7024	1	2
160mm x 87½° Long Radius Single Socket Bend	B7921	1	2
160mm x 45° Long Radius Single Socket Bend	B7922	1	2
160mm x 22½° Long Radius Single Socket Bend	B7923	1	2
160mm x 11¼° Long Radius Single Socket Bend	B7924	1	2
Branches EN 1401-1			
110mm x 87½° Double Socket Branch	B5101	7	2
110mm x 45° Double Socket Branch	B5111	5	2
110mm x 87½° Triple Socket Branch	B4081	7	2
110mm x 45° Triple Socket Branch	B4091	5	2
160mm x 110mm x 87½° Double Socket Branch	B7091	5	2
160mm x 110mm x 45° Double Socket Branch	B7101	5	2
160mm x 110mm x 87½° Triple Socket Branch	B7092	5	2
160mm x 110mm x 45° Triple Socket Branch	B7102	5	2
160mm x 160mm x 87½° Double Socket Branch	B7111	5	2
160mm x 160mm x 45° Double Socket Branch	B7121	5	2
160mm x 160mm x 87½° Triple Socket Branch	B6081	5	2
160mm x 160mm x 45° Triple Socket Branch	B6091	5	2

See pages 74 to 78 for further guidance on compliance of the Underground product range.

DESCRIPTION	CODE	PACK QTY	PG
-------------	------	----------	----

Drain Saddle Branches, Non Return Valves, Adaptors & Plugs

Saddle Branches			
110mm x 87 1/2° Solvent Weld Branch	B7007	FAB	2
110mm x 45° Solvent Weld Branch	B7002	FAB	2
160mm x 110mm x 87 1/2° Solvent Weld Branch	B7008	FAB	2
160mm x 160mm x 87 1/2° Solvent Weld Branch	B7009	FAB	2
160mm x 110mm x 45° Solvent Weld Branch	B7003	FAB	2
160mm x 160mm x 45° Solvent Weld Branch	B7004	FAB	2
Non Return Valves			
110mm Non Return Valve	B4242	1	2
160mm Non Return Valve	B6262	1	2
Adaptors & Plugs			
110mm Salt Glaze Socket Adaptor	B5131	20	2
110mm Salt Glaze Spigot Adaptor	B5141	20	2
110mm uPVC To Standard Clay Adaptor	B3500	15	2
110mm uPVC To Super Clay Adaptor	B3510	15	2
110mm Plug (Temporary)	B5120	35	2
110mm Plug (Permanent)	B5122	35	2
110mm Socket Plug	B5121	35	2
110mm x 50mm - Seal Accepts Push-Fit Waste	B4301	1	2
110mm x 50mm - Seal Accepts MuPVC Waste	B4501	1	2
110mm x 32mm x 32mm Seals Accept MuPVC Waste	B4601	1	2
110mm x 32mm x 40mm Seals Accept MuPVC Waste	B4701	1	2
110mm Single Socket Level Invert Taper	B7131	15	2
160mm Salt Glaze Socket Adaptor	B7161	1	2
160mm Salt Glaze Spigot Adaptor	B7151	15	2
160mm Socket Plug	B7141	10	2
110mm Universal Adaptor (Pipe)**	B4801	35	2
110mm Universal Adaptor (Socket)**	B4901	35	2
110mm x 68mm Rainwater Pipe Adaptor	BR223	10	2

**Use Rainwater Adaptor BR517 to connect to square pipe.



See pages 74 to 78 for further guidance on compliance of the Underground product range.

DESCRIPTION	CODE	PACK QTY	PG
-------------	------	----------	----

Drain Bottle Gullies, Tubular Gullies, Hoppers & Grids, Yard Gully, Trapped Road Gullies

Bottle Gullies			
Back Inlet Roddable Gully 90° Outlet Round Grid*	B1001	1	4
Back Inlet Roddable Gully 90° Outlet Rectangular Grid*	B1002	1	4
Back Inlet Roddable Gully 90° Outlet Square Grid*	B1003	1	4
110mm Spare Round Hopper And Grid*	B1004	1	2
110mm Spare Rectangular Hopper And Grid*	B1005	1	2
110mm Spare Square Hopper And Grid*	B1006	1	2
110mm Back Inlet Gully Raising Piece	B1007	1	2
110mm Paving Collar (Use With Square Hopper, Code B1006)	B1008	1	2
*Pedestrian areas only			
Tubular Gullies/Hoppers (including Grid)			
110mm Low Level P Trap Gully	B1300	1	2
110mm Low Trapped Gully	B1013	5	2
110mm Integral Rectangular Hopper	B1031	5	2
160mm x 160mm Square Hopper with 110mm Solvent Socket	B1061	50	2
110mm Square Hopper Riser	B1078	12	2
200mm x 110mm Round Hopper	B1021	15	2
160mm x 110mm Square Hopper	B1071	18	2
Hoppers (with Horizontal Socket Inlet)			
Round Hopper (200mm with 110mm Inlet)	B1022	1	2
Square Hopper (160mm with 110mm Inlet)	B1077	1	2
Grids/Sealing Plates			
160mm Square Alloy Grid	B9131	1	2
160mm Square Plastic Grid	B9141	1	2
160mm Square Hinged Alloy Grid	B6666	1	2
160mm Square Alloy Sealing Plate	B9201	1	2
200mm Round Alloy Grid	B9151	1	2
200mm Round Plastic Grid	B9171	1	2
200mm Round Sealing Plate	B9221	1	2
Yard Gully			
300mm Dia. x 600mm Invert Trapped Yard Gully x 110mm	B6300	1	2
Aluminium Silt Bucket	B6301	1	2
Heavy Duty Grating To BS EN 124 Class C250kN	B6302	1	2
Trapped Road Gullies			
750mm Invert x 450mm Dia Road Gully	B7450	1	2
900mm Invert x 450mm Dia Road Gully	B9450	1	2
450mm x 450mm Heavy Duty Hinged Gully Grating	B9302	1	2

See pages 74 to 78 for further guidance on compliance of the Underground product range.

DESCRIPTION	CODE	PACK QTY	PG
-------------	------	----------	----

Access & Inspection Chambers

280mm Shallow Access Chamber (3 Inlets)			
280mm Dia. Shallow Access Chamber (205mm Invert) inc. 2 Socket Plugs	B2800	1	5
280mm Dia. 90° Chamber Base (205mm Invert)	B2803	1	5
280mm Dia. Shallow Access Riser (185mm Invert)	B2801	1	5
280mm Dia. Shallow Access Chamber Square Double Seal Lid (Pedestrian)	B2802	1	5
Base & 2 Risers & Lid & Frame - maximum allowable invert of 600mm			
315mm Shallow Access Chambers (5 Inlets)			
315mm Dia. Shallow Access Chamber Base 190mm Invert (Inc. 2 Socket Plugs)	B3150	1	5
315mm Dia Shallow Access Chamber Riser (185mm Invert)	B3151	1	5
315mm Dia. Shallow Access Chamber Sealed Lid (Pedestrian)	B3153	1	5
315mm Dia. Shallow Access Chamber Pedestrian Lid Only (No Frame)	B3153A	1	5
315mm Dia. Shallow Access Chamber Sealed Lid (Driveway) 35kN*	B3154	1	5
315mm Dia. Shallow Access Chamber Driveway Lid Only (No Frame)	B3154A	1	5
315mm Dia. Shallow Access Chamber Galvanised Lid (Driveway)	B3154G	1	5
315mm Shallow Access Chamber EN 13598-1			
315mm Chamber Base 190mm Invert (Inc. 2 Socket Plugs)	B3156	1	5/01
315mm Chamber Riser 185mm Invert (Inc. Seal)	B3157	1	5/01
315mm Chamber Seal	B3158	1	5/01
Base & 2 Risers & Lid & Frame - maximum allowable invert of 600mm.			
450mm Inspection Chamber (5 Inlets) EN 13598-1			
450mm x110mm Chamber Base (225mm Invert) (Inc. 3 Socket Plugs)	B4500	1	5/01
450mm Chamber Riser (300mm Invert) (Inc. Seal)	B4502	1	5/01
450mm Chamber Seal	B4503	1	5/01
450mm x160mm Chamber Base (255mm Invert) (Inc. 3 Socket Plugs)	B4506	1	5/01
450mm Inspection Chambers (5 Inlets)			
450mm Dia. Chamber Base (225mm Invert) (Inc. 3 Socket Plugs) 110mm	B5494	1	5
450mm Dia. Chamber Base (225mm Invert) (Inc. 3 Socket Plugs) 160mm	B5696	1	5
450mm Dia. Chamber Riser (315mm Invert)†	B5397	1	5
450mm Sealing Ring (For Use With B5397)†	B5398	1	5
450mm Dia. Secured Plastic Cover for Driveways 50kN*	B6255	1	5
450mm Dia. Secured Square Plastic Cover for Driveways 50kN*	B6260	1	5
450mm x 350mm Reducer (Invert Over 1.2m) EN124	B6350	1	2
110mm Spare Plug (Chamber)	B5000	1	2
160mm Spare Plug (Chamber)	B5100	1	2


† Optional sealing ring available (item BS398). *For use in driveways - recommend bedding frame in concrete.



DESCRIPTION	CODE	PACK QTY	PG
-------------	------	----------	----

Access & Inspection Channel Pipes & Bends, Access Fittings

Channel Pipes & Bends DOE (NI) approved Cert No. P/OL/WSC 5.3.91			
110mm x 1.5m Plain End Channel Pipe	B2281	FAB	2
110mm x 2m Plain End Channel Pipe	B2291	FAB	2
110mm Channel Connector	B2301	FAB	2
110mm x 87½° Long Radius Plain End Channel Bend	B2531	FAB	2
110mm x 45° Long Radius Plain End Channel Bend	B2532	FAB	2
110mm x 30° ¾ Section Left Hand Channel Branch Bend	B2221	FAB	2
110mm x 30° ¾ Section Right Hand Channel Branch Bend	B2621	FAB	2
110mm x 90° ¾ Section Left Hand Channel Branch Bend	B2251	FAB	2
110mm x 90° ¾ Section Right Hand Channel Branch Bend	B2651	FAB	2
110mm x 160mm Channel Taper	B3351	FAB	2
160mm x 1.5m Plain End Channel Pipe	B3001	FAB	2
160mm x 2m Plain End Channel Pipe	B3011	FAB	2
160mm Channel Connector	B3021	FAB	2
160mm x 87½° Long Radius Plain End Channel Bend	B3331	FAB	2
160mm x 45° Long Radius Plain End Channel Bend	B3332	FAB	2
160mm x 22½° Long Radius Plain End Channel Bend	B3333	FAB	2
160mm x 11¼° Long Radius Plain End Channel Bend	B3334	FAB	2
160mm x 30° ¾ Section Left Hand Channel Branch Bend	B3371	FAB	2
160mm x 30° ¾ Section Right Hand Channel Branch Bend	B3372	FAB	2
160mm x 90° ¾ Section Left Hand Channel Branch Bend	B3401	FAB	2
160mm x 90° ¾ Section Right Hand Channel Branch Bend	B3402	FAB	2
Access Fittings			
110mm x 87½° Access Bend	B1839	1	18
110mm Single Socket Access Pipe	B5104	1	18
110mm Rodding Point Socketed And Sealed	B5592	1	2
110mm Oval Rodding Point	B5591	1	2
110mm Screw Access Cover	B5091	30	2
160mm Single Socket Access Pipe	B7104	1	2
160mm Rodding Point Socketed And Sealed	B6691	1	2
160mm Screw Access Cover	B7071	1	2



DESCRIPTION	CODE	PACK QTY	PG
-------------	------	----------	----

Linear Drain

Channel Drain			
110mm x 1mtr Channel Drain inc Plastic Grating (BS EN 1433: Load Class A15 - 1.5 tonne)	BC1B	72	2
110mm x 1mtr Channel Drain inc Galvanised Grating (BS EN 1433: Load Class A15 - 1.5 tonne)	BCG2	72	2
110mm Galvanised Locking Bar	BCLG2	2	54
110mm Quadrant Corner Connector (Inc. Plastic Grating)	BCQ1B	12	2
110mm Quadrant Corner Connector (Inc. Galvanised Grating)	BCQG2	12	54
110mm End Cap	BCE1B	50	2
110mm End Outlet	BCE2B	50	2



Flexible Couplings

Flexible Couplings			
Flexible Coupler 112mm-112mm PVC to PVC	BFC41	5	18
Flexible Coupler 133mm-112mm Clay to PVC	BFC42	5	18
Flexible Coupler 133mm-133mm Clay to Clay	BFC43	5	18
Flexible Coupler 110mm-75mm / 85mm PVC to PVC	BFC44	5	54
Flexible Coupler 162mm-162mm PVC to PVC	BFC61	5	18
Flexible Coupler 190mm-162mm Clay to PVC	BFC62	5	18
Flexible Coupler 188mm-188mm Clay to Clay	BFC63	5	54
Flexible Coupler 163mm-111mm PVC to PVC	BFC64	5	54



Solvents & Lubricants

Solvents & Lubricants			
Solvent Cleaner 250ml	B9031	1	2
Solvent Cement 125ml	B9020	1	2
Solvent Cement 250ml	B9021	1	2
Solvent Cement 500ml	B9022	1	2
Lubricant Gel Tube 250ml	B9111	1	2
Lubricant Gel 0.5Kg	B9333	1	2
Lubricant Gel 5Kg	B9444	1	2
Silicone Lubricant Spray 400ml	B9555	1	2



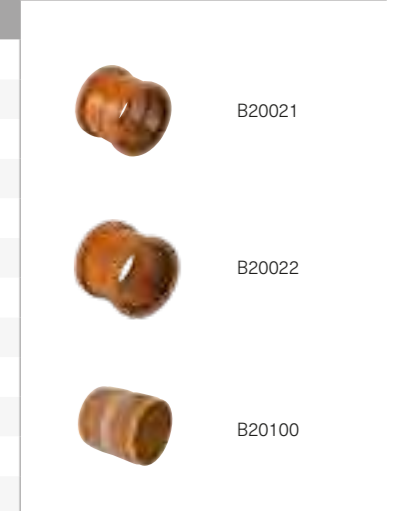
DESCRIPTION	CODE	PACK QTY	PG
-------------	------	----------	----

Sewer Pipes, Couplers, Single Socket Bends


Pipes EN 1401-1			
200mm x 3m Plain End Pipe	B20300	1	PIPES
200mm x 6m Plain End Pipe	B20600	1	PIPES
200mm x 3m Single Socket Pipe	B20003	1	PIPES
200mm x 6m Single Socket Pipe	B20006	1	PIPES
250mm x 3m Plain End Pipe	B25300	1	6
250mm x 6m Plain End Pipe	B25600	1	PIPES
250mm x 3m Single Socket Pipe	B25003	1	PIPES
250mm x 6m Single Socket Pipe	B25006	1	PIPES
315mm x 3m Plain End Pipe	B31300	1	6
315mm x 6m Plain End Pipe	B31600	1	PIPES
315mm x 3m Single Socket Pipe	B31003	1	PIPES
315mm x 6m Single Socket Pipe	B31006	1	PIPES
400mm x 6m Plain End Pipe	B40600	1	PIPES
400mm x 3m Single Socket Pipe	B40003	1	PIPES
400mm x 6m Single Socket Pipe	B40006	1	PIPES



Couplers EN 1401-1			
200mm Double Socket PVC Coupler	B20021	1	7
250mm Double Socket PVC Coupler	B25021	1	7
315mm Double Socket PVC Coupler	B31021	1	7
400mm Double Socket PVC Coupler	B40021	1	7
200mm Double Socket PVC (Slip) Coupler	B20022	1	7
250mm Double Socket PVC (Slip) Coupler	B25022	1	7
315mm Double Socket PVC (Slip) Coupler	B31022	1	7
400mm Double Socket PVC (Slip) Coupler	B40022	1	7
200mm Wall Protection Sleeve	B20100	1	7
250mm Wall Protection Sleeve	B25100	1	7
315mm Wall Protection Sleeve	B31100	1	7
400mm Wall Protection Sleeve	B40100	1	7



Single Socket Bends EN 1401-1			
200mm x 87½° Single Socket Bend	B20870	1	7
250mm x 87½° Single Socket Bend	B25870	1	7
315mm x 87½° Single Socket Bend	B31870	1	7
400mm x 87½° Single Socket Bend	B40870	1	7
200mm x 45° Single Socket Bend	B20450	1	7
250mm x 45° Single Socket Bend	B25450	1	7
315mm x 45° Single Socket Bend	B31450	1	7
400mm x 45° Single Socket Bend	B40450	1	7
200mm x 30° Single Socket Bend	B20030	1	7
250mm x 30° Single Socket Bend	B25030	1	7
315mm x 30° Single Socket Bend	B31030	1	7
400mm x 30° Single Socket Bend	B40030	1	7
200mm x 15° Single Socket Bend	B20015	1	7
250mm x 15° Single Socket Bend	B25015	1	7
315mm x 15° Single Socket Bend	B31015	1	7
400mm x 15° Single Socket Bend	B40015	1	7



DESCRIPTION	CODE	PACK QTY	PG
-------------	------	----------	----

Sewer Long Radius Bends, Branches


Long Radius Bends			
200mm x 87½° Long Radius Plain End Bend	B20090	1	7
250mm x 87½° Long Radius Plain End Bend	B25090	1	7
315mm x 87½° Long Radius Plain End Bend	B31090	1	7
200mm x 45° Long Radius Plain End Bend	B20045	1	7
250mm x 45° Long Radius Plain End Bend	B25045	1	7
315mm x 45° Long Radius Plain End Bend	B31045	1	7
200mm x 30° Long Radius Plain End Bend	B20230	1	7
250mm x 30° Long Radius Plain End Bend	B25230	1	7
315mm x 30° Long Radius Plain End Bend	B31230	1	7
200mm x 15° Long Radius Plain End Bend	B20215	1	7
250mm x 15° Long Radius Plain End Bend	B25215	1	7
315mm x 15° Long Radius Plain End Bend	B31215	1	7
Branches EN 1401-1			
200mm x 110mm x 87½° Double Socket Branch	B20118	1	7
200mm x 160mm x 87½° Double Socket Branch	B20168	1	7
200mm x 200mm x 87½° Double Socket Branch	B20208	1	7
200mm x 110mm x 45° Double Socket Branch	B20110	1	7
200mm x 160mm x 45° Double Socket Branch	B20160	1	7
200mm x 200mm x 45° Double Socket Branch	B20200	1	7
250mm x 110mm x 87½° Double Socket Branch	B25118	1	7
250mm x 160mm x 87½° Double Socket Branch	B25168	1	7
250mm x 200mm x 87½° Double Socket Branch	B25208	1	7
250mm x 250mm x 87½° Double Socket Branch	B25258	1	7
250mm x 110mm x 45° Double Socket Branch	B25110	1	7
250mm x 160mm x 45° Double Socket Branch	B25160	1	7
250mm x 200mm x 45° Double Socket Branch	B25200	1	7
250mm x 250mm x 45° Double Socket Branch	B25250	1	7
315mm x 110mm x 87½° Double Socket Branch	B31118	1	7
315mm x 160mm x 87½° Double Socket Branch	B31168	1	7
315mm x 200mm x 87½° Double Socket Branch	B31208	1	7
315mm x 250mm x 87½° Double Socket Branch	B31258	1	7
315mm x 315mm x 87½° Double Socket Branch	B31318	1	7
315mm x 110mm x 45° Double Socket Branch	B31110	1	7
315mm x 160mm x 45° Double Socket Branch	B31160	1	7
315mm x 200mm x 45° Double Socket Branch	B31200	1	7
315mm x 250mm x 45° Double Socket Branch	B31250	1	7
315mm x 315mm x 45° Double Socket Branch	B31315	1	7
400mm x 110mm x 87½° Double Socket Branch	B40118	1	7
400mm x 160mm x 87½° Double Junction	B40168	1	7
400mm x 200mm x 87½° Double Socket Branch	B40208	1	7
400mm x 250mm x 87½° Double Socket Branch	B40258	1	7
400mm x 315mm x 87½° Double Socket Branch	B40318	1	7
400mm x 110mm x 45° Double Socket Branch	B40110	1	7



DESCRIPTION	CODE	PACK QTY	PG
-------------	------	----------	----

Sewer Branches, Channels, Clip On Saddle Branches

Branches EN 1401-1 (Continued)			
400mm x 160mm x 45° Double Socket Branch	B40160	1	7
400mm x 200mm x 45° Double Socket Branch	B40200	1	7
400mm x 250mm x 45° Double Socket Branch	B40205	1	1
400mm x 315mm x 45° Double Socket Branch	B40315	1	7
400mm x 400mm x 87½° Double Socket Branch	B40408	1	7
400mm x 400mm x 45° Double Socket Branch	B40400	1	7
Channels (Lipped & Chipped) DOE NI Approved Cert No P/0L/WSC 5.3.91			
200mm Plain End Channel Pipe	B20123	1	7
250mm Plain End Channel Pipe	B25123	1	7
315mm Plain End Channel Pipe	B31123	1	7
400mm Plain End Channel Pipe	B40123	1	7
200mm x 87½° Plain End Channel Bend	B20901	1	7
250mm x 87½° Plain End Channel Bend	B25901	1	7
315mm x 87½° Plain End Channel Bend	B31901	1	7
400mm x 87½° Plain End Channel Bend	B40901	1	7
200mm x 45° Plain End Channel Bend	B20451	1	7
250mm x 45° Plain End Channel Bend	B25451	1	7
315mm x 45° Plain End Channel Bend	B31451	1	7
400mm x 45° Plain End Channel Bend	B40451	1	7
200mm x 30° Plain End Channel Bend	B20301	1	7
250mm x 30° Plain End Channel Bend	B25301	1	7
315mm x 30° Plain End Channel Bend	B31301	1	7
400mm x 30° Plain End Channel Bend	B40301	1	7
200mm x 15° Plain End Channel Bend	B20151	1	7
250mm x 15° Plain End Channel Bend	B25151	1	7
315mm x 15° Plain End Channel Bend	B31151	1	7
400mm x 15° Plain End Channel Bend	B40151	1	7
Clip On Saddle Branches (for Solvent Welding to PVC Pipe)			
200mm x 110mm x 90° Saddle Branch	B20111	1	7
250mm x 110mm x 90° Saddle Branch	B25111	1	7
315mm x 110mm x 90° Saddle Branch	B31111	1	7
400mm x 110mm x 90° Saddle Branch	B40111	1	7
200mm x 160mm x 90° Saddle Branch	B20161	1	7
250mm x 160mm x 90° Saddle Branch	B25161	1	7
315mm x 160mm x 90° Saddle Branch	B31161	1	7
400mm x 160mm x 90° Saddle Branch	B40161	1	7
200mm x 200mm x 90° Saddle Branch	B20120	1	7
250mm x 200mm x 90° Saddle Branch	B25120	1	7
315mm x 200mm x 90° Saddle Branch	B31120	1	7
400mm x 200mm x 90° Saddle Branch	B40120	1	7
250mm x 250mm x 90° Saddle Branch	B25125	1	7
315mm x 250mm x 90° Saddle Branch	B31125	1	7
400mm x 250mm x 90° Saddle Branch	B40125	1	7
400mm x 315mm x 90° Saddle Branch	B40135	1	7
400mm x 400mm x 90° Saddle Branch	B40140	1	7



DESCRIPTION	CODE	PACK QTY	PG
-------------	------	----------	----

Sewer Set On Saddles, Access Pipes, Adaptors & Plugs

Set On Saddles with 160mm dia x 90° branch to suit concrete pipes			
PVC Saddle for 300mm Concrete Pipe	B30160	1	7
PVC Saddle for 450mm Concrete Pipe	B45160	1	7
PVC Saddle for 600mm Concrete Pipe	B60160	1	7
Single Socket Access Pipes			
200mm Single Socket Access Pipe	B20122	1	7
250mm Single Socket Access Pipe	B25122	1	7
315mm Single Socket Access Pipe	B31122	1	7
400mm Single Socket Access Pipe	B40122	1	7
Adaptors & Plugs			
uPVC To Cast Iron & Salt Glaze Drain Connector	B20108	1	7
200mm Salt Glaze Spigot Adaptor	B20109	1	7
250mm Salt Glaze Spigot Adaptor	B25109	1	7
315mm Salt Glaze Spigot Adaptor	B31109	1	7
400mm Salt Glaze Spigot Adaptor	B40109	1	7
200mm Single Socket Level Invert Taper (Reduces To Next Diameter Down)	B20112	1	7
250mm Single Socket Level Invert Taper (Reduces To Next Diameter Down)	B25113	1	7
315mm Single Socket Level Invert Taper (Reduces To Next Diameter Down)	B31114	1	7
400mm Single Socket Level Invert Taper (Reduces To Next Diameter Down)	B40115	1	7
200mm Socket Plug	B20141	1	7
250mm Socket Plug	B25141	1	7
315mm Socket Plug	B31141	1	7
400mm Socket Plug	B40141	1	7



B20122



B20108



B20112



B20141

DESCRIPTION	CODE	PACK QTY	PG
-------------	------	----------	----

Duct Pipes, Couplers, Long Radius Bends

Pipes			
53.9mm x 6m Blown Socket Duct Pipe GP	BD2	100	PIPES
110mm x 6m Blown Socket Duct Pipe GP	BD4	50	PIPES
160mm x 6m Blown Socket Duct Pipe GP	BD6	39	PIPES
200mm x 6m Blown Socket Duct Pipe GP	BD8	25	PIPES
Couplers			
53.9mm Duct Coupler	BD2C	1	9
110mm Duct Coupler	BD4C	1	9
160mm Duct Coupler	BD6C	1	9
200mm Duct Coupler	BD8C	1	9
Long Radius Bends			
53.9mm x 87½° Long Radius Blown Socket Duct Bend	BD2B	1	9
110mm x 87½° Long Radius Blown Socket Duct Bend	BD4B	1	9
160mm x 87½° Long Radius Blown Socket Duct Bend	BD6B	1	9
53.9mm x 45° Long Radius Blown Socket Duct Bend	BD2BA	1	9
110mm x 45° Long Radius Blown Socket Duct Bend	BD4BA	1	9
160mm x 45° Long Radius Blown Socket Duct Bend	BD6BA	1	9



BD4 / BD6 / BD8



BD4C



BD4B

Technical Guide

Need more technical information?

Download the Underground Technical Guide at brettmartin.com



See pages 74 to 78 for further guidance on compliance of the Underground product range.

Fast Nationwide Delivery



See pages 74 to 78 for further guidance on compliance of the Underground product range.

DESCRIPTION	CODE	PACK QTY	PG
-------------	------	----------	----

Grease Traps

Grease Traps			
150 Litre Grease Trap	BGT150-NS	1	45
300 Litre Grease Trap	BGT300-NS	1	45
600 Litre Grease Trap	BGT600-NS	1	45
1,150 Litre Grease Trap	BGT1000	1	45



Sewerage Treatment

Sewerage Treatment			
Sewerage Treatment Plant with Internal Control System (up to 18 Person)	BSTS6LP-NS	1	76
With internal control system up to 18 person	BSTS**-NS	1	76
Distribution Sampling Chamber	BDSC1	1	76



Larger systems are available on request, sizes up to 90 persons.

Stormwater Management


StormCrate55 Attenuation & Infiltration			
StormCrate55 Crate (4 crates per m ³)	B8250	1	45
StormCrate55 Connector (4 inc with each crate)	B8251	1	45
Shear Pin Connector (2 inc with each crate)	B8252	1	45
Geotextiles / Membranes			



StormCrate55

STORMWATER RETENTION, ATTENUATION & INFILTRATION CRATE

- 4 crates per m³
- Each crate weighs 15.5kg
- Each crate stores 237.5 l / 0.2375m³ of stormwater
- Load bearing of 562kN per m²
- Made from recycled polypropylene




See pages 74 to 78 for further guidance on compliance of the Underground product range.

DESCRIPTION	CODE	PACK QTY	PG
-------------	------	----------	----

Surface Water Twinwall Pipes, Couplers & Seals

Twinwall Pipe			
150mm x 6m Pipe	1TP6	33	35
150mm x 6m Perforated Pipe	1TPP6	33	35
150mm x 6m Half Perforated Pipe*	1THPP6	33	35
225mm x 6m Pipe	2TP6	14	35
225mm x 6m Perforated Pipe	2TPP6	14	35
225mm x 6m Half Perforated Pipe	2THPP6	14	35
300mm x 6m Pipe	3TP6	8	35
300mm x 6m Perforated Pipe	3TPP6	8	35
300mm x 6m Half Perforated Pipe*	3THPP6	8	35
375mm x 6m Pipe	37TP6	4	35
375mm x 6m Perforated Pipe	37TPP6	5	35
450mm x 6m Pipe	45TP6	4	35
450mm x 6m Perforated Pipe	45TPP6	4	35
450mm x 6m Half Perforated Pipe	45THPP6	4	35
600mm x 6m Pipe	60TP6	1	35
600mm x 6m Perforated Pipe	60TPP6	1	35
600mm x 6m Half Perforated Pipe	6THPP6	1	35
600mm x 6m Unperforated Socketed Pipe	6TP6	1	35

Couplers & Seals			
150mm Coupling	1TC	1	36
150mm Sealing Ring	1TSR	1	36
225mm Coupling	2TC	1	36
225mm Sealing Ring	2TSR	1	36
300mm Coupling	3TC	1	36
300mm Sealing Ring	3TSR	1	36
375mm Coupling	37TC	1	36
375mm Sealing Ring	37TSR	1	36
450mm Coupling	45TC	1	36
450mm Sealing Ring	45TSR	1	36
600mm Coupling	6TC	1	36
600mm Sealing Ring	6TSR	1	36



*Available to special order. Order couplers and seals as required with pipes, couplers will not be sold separately. Other fittings are available up to 600mm dia. to special order POA. Split pack quantities are available only when ordering in excess of one full pack.

Trapped Road Gullies



SEE PAGE 9 >

See pages 74 to 78 for further guidance on compliance of the Underground product range.

DESCRIPTION	CODE	PACK QTY	PG
-------------	------	----------	----

Twinwall Moulded Twinwall Fittings

Bends BBA Cert 10/H168†

150mm x 90° Double Socket Bend	1TB90	1	36
150mm x 45° Double Socket Bend	1TB45	1	36
150mm x 30° Double Socket Bend	1TB30	1	36
150mm x 15° Double Socket Bend	1TB15	1	36
225mm x 90° Double Socket Bend	2TB90	1	36
225mm x 45° Double Socket Bend	2TB45	1	36
225mm x 30° Double Socket Bend	2TB30	1	36
225mm x 15° Double Socket Bend	2TB15	1	36
300mm x 90° Double Socket Bend	3TB90	1	36
300mm x 45° Double Socket Bend	3TB45	1	36
300mm x 30° Double Socket Bend	3TB30	1	36
300mm x 15° Double Socket Bend	3TB15	1	36



Junctions BBA Cert 10/H168†

150mm x 45° Triple Socket Equal Branch	1TY45	1	36
225mm x 45° Triple Socket Equal Branch	2TY45	1	36
300mm x 45° Triple Socket Equal Branch	3TY45	1	36
225mm x 150mm x 45° Branch	2TY145	1	36
300mm x 150mm x 45° Branch	3TY145	1	36
300mm x 225mm x 45° Branch	3TY245	1	36
150mm x 90° Triple Socket Equal Branch	1TT90	1	36
225mm x 90° Triple Socket Equal Branch	2TT90	1	36
300mm x 90° Triple Socket Equal Branch	3TT90	1	36
225mm x 150mm x 90° Branch	2TT190	1	36
300mm x 150mm x 90° Branch	3TT190	1	36
300mm x 225mm x 90° Branch	3TT290	1	36



Reducers (Fabricated Fittings)

225mm x 150mm Reducer	2TR1	1	36
225mm x 300mm Reducer	2TR3	1	36
300mm x 150mm Reducer*	3TR1	FAB	36
300mm x 225mm Reducer*	3TR2	FAB	36
150mm x 110mm Reducer	1TR4	1	36
225mm x 110mm Reducer	2TR4	1	36
225mm x 160mm Reducer	2TR6	1	36
300mm x 160mm Reducer	3TR6	1	36

Fabricated Fittings are made to special order. Other fabricated fittings are available up to 600mm dia. to special order POA.
*Subject to additional carriage charge.
† Supplied with seals.



See pages 74 to 78 for further guidance on compliance of the Underground product range.


DESCRIPTION	CODE	PACK QTY	PG
-------------	------	----------	----

Water Supply: MDPE Blue Pipes

MDPE Blue Pipes

20mm x 25m Coil MDPE	MD20/25	1	33
20mm x 50m Coil MDPE	MD20/50	1	33
20mm x 100m Coil MDPE	MD20/100	1	33
20mm x 150m Coil MDPE	MD20/150	1	33
25mm x 25m Coil MDPE	MD25/25	1	33
25mm x 50m Coil MDPE	MD25/50	1	33
25mm x 100m Coil MDPE	MD25/100	1	33
25mm x 150m Coil MDPE	MD25/150	1	33
32mm x 25m Coil MDPE	MD32/25	1	33
32mm x 50m Coil MDPE	MD32/50	1	33
32mm x 100m Coil MDPE	MD32/100	1	33
32mm x 150m Coil MDPE	MD32/150	1	33
50mm x 25m Coil MDPE	MD50/25	1	33
50mm x 50m Coil MDPE	MD50/50	1	33
50mm x 100m Coil MDPE	MD50/100	1	33
50mm x 150m Coil MDPE	MD50/150	1	33
63mm x 25m Coil MDPE	MD63/25	1	33
63mm x 50m Coil MDPE	MD63/50	1	33
63mm x 100m Coil MDPE	MD63/100	1	33
63mm x 150m Coil MDPE	MD63/150	1	33

Potable water service pipes, 12 bar - Kitemarked to BS EN 12201



Compliance is Key

At Brett Martin all products are manufactured to BS EN ISO 9001:2015 and the Company offers the most up-to-date Underground product range, giving you peace of mind that these products will satisfy current industry and legislative requirements.

See pages 74 to 78 for further guidance on compliance of the Underground product range.



RAINWATER

A range of quality uPVC Rainwater gutter and downpipe systems available in a heritage inspired cast iron style or gloss finish. A choice of gutter profiles and colour options are suitable for both new build and refurbishment projects across housebuilding, homeowner, industrial, commercial and heritage sectors.

Profiles

106mm	112mm	114mm	115mm	170mm
				
Prostyle	Roundstyle	Squarestyle	Deepstyle	Deepstyle 170

Cascade

25	Prostyle 106mm
26	Roundstyle 112mm
26	Deepstyle 115mm
27	Downpipes
29	Wall Planters & Accessories
30	Hoppers
32	High Capacity
35	Push-Fit Soil

Rainwater


37	106mm Prostyle
38	112mm Roundstyle
38	114mm Squarestyle
39	115mm Deepstyle
40	65mm Square Downpipe
41	68mm Round Downpipe
41	170mm Deepstyle
42	Industrial Downpipe



Cascade

Cast iron style Rainwater & Soil System

8 Attractive cast iron style colour options



Classic Black is the standard colour. To order other colours please add the two letter code (see above) to the product code. Colour items are sold singly and are made to order. These have an 18 working day lead time and are non-returnable.

*Not available in Deepstyle 170mm Gutter range.






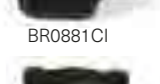



Rainwater

Cascade Prostyle 106mm

DESCRIPTION	CODE	PACK QTY*	PG
-------------	------	-----------	----

Cascade Domestic

Prostyle 106mm Cast Iron Style Gutter

Gutters				 Prostyle
2m Gutter	BR081CI	4	15	
4m Gutter	BR082CI	4	15	
Brackets				
Fascia Bracket	BR083CI	10	16	
Union Bracket	BR084CI	10	16	
Outlets & Stopends				
Running Outlet	BR085CI	10	16	
Left Hand Stopend Outlet	BR856LCI	10	16	
Right Hand Stopend Outlet	BR856RCI	10	16	
Left Hand External Stopend	BR087LCI	10	16	
Right Hand External Stopend	BR087RCI	10	16	
Gutter Angles & Clip				
Internal 90° Angle	BR088ICI	10	16	
External 90° Angle	BR088ECI	10	16	
Internal 135° Angle	BR089ICI	10	16	
External 135° Angle	BR089ECI	10	16	
External 150° Angle	BR088/150E-CI	10	16	
Fabricated Special Angle	BR8CI	FAB	16	
Gutter Clip	BR080CI	10	16	
Rise & Fall and Rafter Brackets				
Rise & Fall Bracket (Coated Black only)	BRF8CI	1	16	
Rise & Fall Bracket (Galv)	BRF8	1	16	
Rafter Top Gutter Bracket (Galv) [†]	BRT5	1	12	
Rafter Side Gutter Bracket (Galv) [†]	BRS5	1	12	
[†] Requires Fascia Bracket				
Gutter Protector System				
Porcupipe Bristle Gutter Protector Priced per 2m length	BRP16CI	8	16	

*Colour items sold singly. Please refer to page 24 for colour code.

DESCRIPTION	CODE	PACK QTY*	PG
-------------	------	-----------	----

Roundstyle 112mm Cast Iron Style Gutter



Gutters			
2m Gutter	BR041CI	5	15
4m Gutter	BR042CI	5	15
Brackets			
Fascia Bracket	BR043CI	10	16
Union Bracket	BR044CI	10	16
Outlets & Stopends			
Running Outlet	BR045CI	10	16
Internal Stopend	BR046CI	10	16
External Stopend	BR047CI	10	16
Stopend Outlet	BR456CI	10	16
Gutter Angles & Clip			
90° Gutter Angle	BR048CI	10	16
135° Gutter Angle	BR049CI	10	16
Fabricated Special Angle	BR4CI	FAB	16
Spare Gutter Clip	BR040CI	10	16
Adaptors			
Roundstyle to Half Round Adaptor	BR491	1	12
Roundstyle to Ogee Adaptor RH	BR492	1	12
Roundstyle to Ogee Adaptor LH	BR493	1	12
Rise & Fall & Rafter Brackets			
Rise & Fall Bracket (Coated Black only)	BRF4CI	1	16
Rise & Fall Bracket 310mm Drive In Spike (Galv)	BRF4	1	12
Rafter Top Gutter Bracket [†] (Galv)	BRT5	1	12
Rafter Side Gutter Bracket [†] (Galv)	BRS5	1	12

[†]Requires Fascia Bracket

Deepstyle 115mm Cast Iron Style Gutter



Gutters			
4m Gutter	BR072CI	5	15
Brackets			
Fascia Bracket	BR073CI	10	16
Union Bracket	BR074CI	10	16
Outlets & Stopends			
Running Outlet	BR075CI	10	16
Internal Stopend	BR076CI	10	16
External Stopend	BR077CI	10	16
Gutter Angles & Clip			
90° Angle	BR078CI	10	16
135° Angle	BR079CI	10	16
Fabricated Gutter Angle	BR7CI	FAB	16
Spare Gutter Clip	BR070CI	10	16

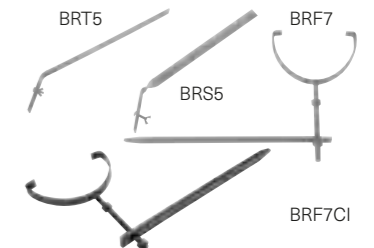
* Colour items sold singly. Please refer to page 24 for colour code.

DESCRIPTION	CODE	PACK QTY*	PG
-------------	------	-----------	----

Deepstyle 115mm Cast Iron Style Gutter (Continued)



Rise & Fall & Rafter Brackets			
Rise & Fall Bracket (Coated Black only)	BRF7CI	1	16
Rise & Fall Bracket 310mm Drive In Spike (Galv)	BRF7	1	12
Rafter Top Gutter Bracket (Galv)	BRT5	1	12
Rafter Side Gutter Bracket (Galv)	BRS5	1	12



Square 65mm Cast Iron Style Downpipe

Downpipes			
1.8m Socketed Pipe with Lugs	BR5018LCI	4	15
2.5m Socketed Pipe with Lugs	BR5025LCI	4	15
Connectors			
Pipe Coupler with Lugs	BR506LCI	10	16
Plain Coupler	BR506CI	10	16
Offsets			
75mm Offset	BR575CI	10	16
115mm Offset	BR5115CI	10	16
150mm Offset	BR5150CI	10	16
Adjustable Offset Kit (min offset 150mm, max 455mm)	BR5000CI	1	16
50mm Plinth Offset with Lugs	BR513LCI	10	16
Bends			
92½° Spigot Bend	BR508CI	10	16
135° Spigot Bend	BR519CI	10	16
112½° Spigot Bend	BR509CI	10	16
Branch			
112½° Branch	BR518CI	10	16
Shoes & Bracket			
Shoe with Lugs	BR516LCI	10	16
Anti-Splash Shoe with Lugs	BR512LCI	10	16
Downpipe Bracket	BR507LCI	10	16
Lug Fixing Pack & Spacer Pack			
Lug Fixing Pack (Pack contains 10 x 55mm Screws and Wall Plugs)	BRFP55CI	1	16
5mm Spacer for use with Cast Iron Style Pipe-work (Pack contains 10 x 5mm Spacers)	BRSP1CI	1	16


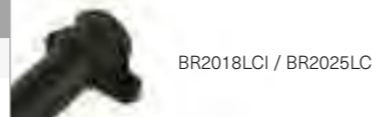


* Colour items sold singly. Please refer to page 24 for colour code.

DESCRIPTION	CODE	PACK QTY*	PG
-------------	------	-----------	----

Round 68mm Cast Iron Style Downpipe


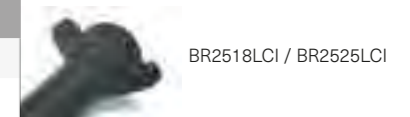
Downpipes			
1.8m Socketed Pipe with Lugs	BR2018LCI	5	15
2.5m Socketed Pipe with Lugs	BR2025LCI	5	15
Connectors			
Pipe Coupler with Lugs	BR206LCI	10	16
Plain Coupler	BR206CI	10	16
Offsets			
75mm Offset	BR275CI	10	16
115mm Offset	BR2115CI	10	16
150mm Offset	BR2150CI	10	16
230mm Offset	BR2230CI	10	16
305mm Offset	BR2305CI	10	16
380mm Offset	BR2380CI	10	16
455mm Offset	BR2455CI	5	16
Adjustable Offset (250mm to 650mm)	BR2000CI	1	16
50mm Plinth Offset with Lugs	BR213LCI	10	16
Bends			
92½° Spigot Bend	BR208CI	10	16
135° Spigot Bend	BR219CI	10	16
112½° Spigot Bend	BR209CI	10	16
112½° Spigot Bend with Lugs L/H	BR221LCI	10	16
112½° Spigot Bend with Lugs R/H	BR221RCI	10	16
Branches			
112½° Branch	BR218CI	10	16
135° Branch	BR220CI	10	16
Shoes & Bracket			
Shoe with Lugs	BR216LCI	10	16
Anti-Splash Shoe with Lugs	BR212LCI	10	16
Handed Shoe with Lugs L/H	BR214LCI	10	16
Handed Shoe with Lugs R/H	BR214RCI	10	16
Downpipe Bracket	BR207LCI	10	16
Lug Fixing Pack & Spacer Pack			
Lug Fixing Pack (Pack contains 10 x 55mm Screws and Wall Plugs)	BRFP55CI	1	16
5mm Spacer for use with Cast Iron Style Pipe-work (Pack contains 10 x 5mm Spacers)	BRSP1CI	1	16



DESCRIPTION	CODE	PACK QTY*	PG
-------------	------	-----------	----

Corner Round 68mm Cast Iron Style Downpipe

Downpipes			
1.8m Corner Socketed Pipe with Lugs	BR2518LCI	5	15
2.5m Corner Socketed Pipe with Lugs	BR2525LCI	5	15
Connector			
Coupler & Lugs	BR2506LCI	10	16
Shoe & Bracket			
Corner Shoe with Lugs	BR2516LCI	10	16
Downpipe Bracket	BR2507LCI	10	16
Hopper			
Corner Ogee Hopper Small	BRH15	10	16



Wall Planters

Wall Planters			
Small Ogee Planter	BRP1	1	16
Medium Ogee Planter	BRP2	1	16
Bath Planter	BRP3	1	16
Gothic Planter	BRP4	1	16
Long Box Planter	BRP5	1	16
Long Box Planter Dated**	BRP5D	1	16
Long Box Planter with Tudor Rose	BRP5TR	1	16
Short Box Planter	BRP6	1	16
Short Box Planter Dated**	BRP6D	1	16
Short Box Planter with Tudor Rose	BRP6TR	1	16

**Please state required date with order, made specially to order.



Accessories

Rainwater Diverter			
Rainwater Diverter	BR222CI	1	16
Water Butt			
Gothic Water Butt (width 730mm x depth 480mm x height 770mm) (225 litre capacity)	BRGW225CI	1	16
Gothic Water Butt Stand (width 730mm x depth 480mm x height 300mm) (shown fitted)	BRWS1CI	1	16



* Colour items sold singly. Please refer to page 24 for colour code.

* Colour items sold singly. Please refer to page 24 for colour code.

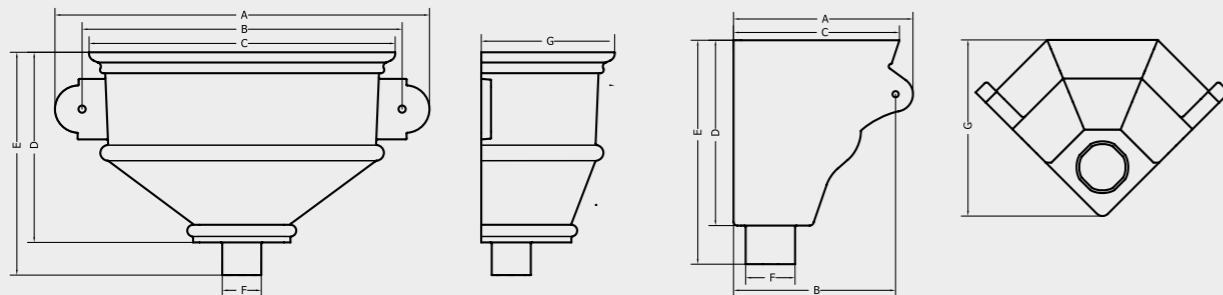
Cascade Hoppers

Hoppers add uniqueness to projects. Choose from classic Ogee, Gothic or Bath hopper designs. Or long and small hopper options can be customised with a motif - Lion, Tudor Rose, Leaf, Gargoyle, Leaf, Fleur de Lys or personalised with a date (please state date with order).



HOPPER DIMENSIONS

Hopper Style	A (mm)	B (mm)	C (mm)	D (mm)	E (mm)	F	G (mm)
BRH1	290	250	255	202	236	68mm Range	170
BRH2	326	280	295	218	245	68/65mm Range	201
BRH3	380	315	261	326	364	68/65mm Range	150
BRH4	370	266	280	370	394	68/65mm Range	180
BRH5/D/LN/TR/FLS/SL/G	540	492	460	287	332	68/65mm Range	198
BRH6/D/LN/TR/G/FDL/LF	386	320	318	226	270	68/65mm Range	180
BRH54	590	514	462	296	330	105mm Range	198
BRH55/LN/WI	463	378	360	362	420	105mm Range	207
BRH84/LN/WI	463	378	360	362	420	100mm x 75mm Range	207
BRH15	232	210	215	240	290	68mm Corner Range	228



DESCRIPTION	CODE	PACK QTY*	PG
-------------	------	-----------	----

Hoppers Cast Iron Style suitable for 65mm Square & 68mm Round Downpipes

Ogee Hoppers			
Ogee Hopper Small	BRH1	10	16
Ogee Hopper Medium	BRH2	5	16
Bath & Gothic Hoppers			
Bath Hopper	BRH3	8	16
Gothic Hopper	BRH4	8	16
Long Hoppers			
Long Undated Hopper	BRH5	4	16
Long Hopper Dated**	BRH5D	1	16
Long Hopper with Lion	BRH5LN	4	16
Long Hopper with Tudor Rose	BRH5TR	4	16
Long Hopper With Four Leaf Square	BRH5FLS	4	16
Long Hopper with Shell	BRH5SL	4	16
Long Hopper with Gargoyle	BRH5G	4	16
Small Hoppers			
Small Undated Hopper	BRH6	10	16
Small Hopper Dated**	BRH6D	1	16
Small Hopper with Lion	BRH6LN	10	16
Small Hopper with Tudor Rose	BRH6TR	10	16
Small Hopper with Gargoyle	BRH6G	10	16
Small Hopper with Fleur De Lys	BRH6FDL	10	16
Small Hopper with Leaf	BRH6LF	10	16



Please refer to page 30 for hopper dimensions.
 *Coloured items sold singly. Please refer to page 24 for code details referring to coloured options.
 **State date with order.

DESCRIPTION	CODE	PACK QTY*	PG
-------------	------	-----------	----




Deepstyle 170mm Cast Iron Style Gutter



Gutters			
2m Gutter	BR091CI	5	15
4m Gutter	BR092CI	5	15
Brackets			
Fascia Bracket	BR093CI	10	16
Union Bracket	BR094CI	10	16
Outlet & Stopends			
Running Outlet	BR095CI	10	16
Internal Stopend	BR096CI	10	16
External Stopend	BR097CI	10	16
Gutter Angles			
90° Angle	BR098CI	10	16
Fabricated Angle	BR9CI	FAB	16
Spare Gutter Clip	BR090CI	10	16
Rise & Fall Brackets			
Rise & Fall Bracket (Coated Black only)	BRF9CI	1	16
Rise & Fall Bracket (Galv)	BRF9	1	12

View the Cascade installation video

Find out more at brettmartin.com



*Colour items sold singly. Please refer to page 24 for colour code.

DESCRIPTION	CODE	PACK QTY*	PG
-------------	------	-----------	----




Round 105mm Cast Iron Style Downpipe

Downpipe			
1.8m Socketed Pipe with Lugs	BR9018LCI	1	15
Connectors			
Pipe Coupler with Lugs	BR906LCI	5	16
Plain Coupler	BR906CI	5	16
Offsets			
115mm Offset	BR9115CI	5	16
150mm Offset	BR9150CI	5	16
230mm Offset	BR9230CI	5	16
305mm Offset	BR9305CI	5	16
380mm Offset	BR9380CI	5	16
455mm Offset	BR9455CI	5	16
Bends			
92½° Bend	BR908CI	5	16
112½° Bend	BR909CI	5	16
135° Bend	BR919CI	5	16
Branch			
112½° Branch	BR918CI	5	16
Shoe & Bracket			
Shoe with Lugs	BR916LCI	5	16
Downpipe Bracket	BR907LCI	10	16
Hoppers			
Long Undated Hopper	BRH54	5	16
Bath Hopper Plain	BRH55	3	16
Bath Hopper Dated**	BRH55D	1	16
Bath Hopper Lion	BRH55LN	3	16
Bath Hopper Windowed	BRH55WI	3	16
Please refer to page 30 for hopper dimensions.			
Lug Fixing Pack & Spacer Pack			
Lug Fixing Pack (Pack contains 10 x 75mm Screws and Wall Plugs)	BRFP75CI	1	16
5mm Spacer for use with Cast Iron Style Pipe-work (Pack contains 10 x 5mm Spacers)	BRSP1CI	1	16

*Colour items sold singly. Please refer to page 24 for colour code.




**State date with order.

DESCRIPTION	CODE	PACK QTY*	PG
Rectangular 100mm x 75mm Cast Iron Style Downpipe			
Downpipe			
1.8m Socketed Pipe with Lugs	BR8018LCI	4	15
Connector			
Coupler with Lugs	BR806LCI	1	16
Adaptor			
Gutter Adaptor to 100mm x 75mm	BR8033CI	10	16
Offsets			
Adjustable Front Projection Offset	BR8000CI	1	16
Adjustable Side Projection Offset (min offset 120mm, max 455mm)	BR8001CI	1	16
Shoe & Bracket			
Shoe with Lugs	BR816LCI	10	16
Downpipe Bracket	BR807LCI	10	16
Bends			
112½° Spigot Bend	BR809CI	5	16
112½° Side Spigot Offset Bend	BR821CI	5	16
Branch			
112½° Branch	BR818CI	5	16
Hoppers			
Bath Hopper Plain	BRH84	3	16
Bath Hopper Dated**	BRH84D	1	16
Bath Hopper Lion	BRH84LN	3	16
Bath Hopper Windowed	BRH84WI	3	16
Please refer to page 30 for hopper dimensions.			
Lug Fixing Pack & Spacer Pack			
Lug Fixing Pack (Pack contains 10 x 75mm Screws and Wall Plugs)	BRFP75CI	1	16
5mm Spacer for use with Cast Iron Style Pipework (Pack contains 10x5mm Spacers)	BRSP1CI	1	16



Push-fit Soil 110mm Cast Iron Style Soil Range†

DESCRIPTION	CODE	PACK QTY*	PG
Pipe, Single Ring Seal Socket			
2.5m S/S Soil Pipe	BS413CI	1	15
Shrouds††			
Optional Socket Shroud with Lugs (Fit Over Clip)†	BSS1LCI	5	16
Optional Socket Shroud Plain (Fit Over Socket)†	BSS2CI	5	16
Pipe Connector & Coupling			
Double Socket Soil Pipe Connector	BS406CI	10	16
Bends & Branches			
92½° Single Socket Bend	BS420CI	10	16
112½° Single Socket Bend	BS421CI	10	16
500mm Long Offset Pipe	BS500CI	2	16
92½° Double Socket Bend	BS480CI	10	16
135° Double Socket Bend	BS482CI	10	16
92½° Double Socket Branch Without Bosses	BS417CI	5	16
92½° Double Socket Four Boss Branch	BS451CI	5	16
Access Fittings			
Single Socket Access Pipe	BS410CI	5	16
92½° Single Socket Access Bend	BS436CI	5	16
Boss Pipe			
Single Socket Triple Boss Pipe	BS445CI	10	16
Terminal Fittings			
110mm Vent Cowl	BS427CI	10	16
Weathering Collar	BS428CI	10	16
Brackets			
Pipe Bracket	BS407LCI	10	16
Pipe Bracket with Lugs	BS437LCI	10	16
Waste Adaptors			
32mm Rubber Waste Adaptor	BW1	1	18
40mm Rubber Waste Adaptor	BW2	1	18
50mm Rubber Waste Adaptor	BW3	1	18
Lubricant			
Lubricant Gel 0.5Kg	B9333	1	2



*Colour items sold singly. Please refer to page 24 for colour code.
**State date with order.

†Additional fittings may be made available to special order, price on application.
††Shroud replicates Cast Iron socket. Fit BSS1 LCI over Pipe Socket & Bracket (BS407LCI) whilst BSS2CI fits around socket of fittings.
*Colour items sold singly. Please refer to page 24 for colour code.

Rainwater Gloss Finish

uPVC Gutters, Fittings & Downpipes

This Rainwater range in a modern gloss finish comes in up to seven colours and in five gutter profiles to ensure there's a rainwater solution for every building type from small bungalows and large apartment blocks to industrial sheds.

Colour Range



Rainwater

106mm Prostyle

DESCRIPTION	CODE	PACK QTY	COLOUR	PG
-------------	------	----------	--------	----

106mm Prostyle uPVC Gutter & Fittings

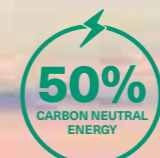
DESCRIPTION	CODE	PACK QTY	COLOUR	PG
Gutters				
2m Gutter	BR081	4	B W BR A AG	10
4m Gutter	BR082	4	B W BR A AG	10
Brackets				
Fascia Bracket	BR083	10	B W BR A AG	12
Top Hung Fascia Bracket	BR833	10	B W BR A AG	12
Union Bracket	BR084	10	B W BR A AG	12
Outlets & Stopends				
Running Outlet	BR085	10	B W BR A AG	12
Left Hand Stopend Outlet	BR856L	10	B W BR A AG	12
Right Hand Stopend Outlet	BR856R	10	B W BR A AG	12
Left Hand External Stopend	BR087L	10	B W BR A AG	12
Right Hand External Stopend	BR087R	10	B W BR A AG	12
Gutter Angles				
External 90° Angle	BR088E	10	B W BR A AG	12
Internal 90° Angle	BR088I	10	B W BR A AG	12
External 45° Angle	BR089E	10	B W BR A AG	12
Internal 45° Angle	BR089I	10	B W BR A AG	12
External 150° Angle	BR088/150E	10	B W BR A AG	12
Fabricated Gutter Angle	BR8	FAB	B W BR A AG	12
Spare Gutter Clip	BR080	10	B W BR A AG	12
Spare Gutter Seal	2666	10	B	41
Rise & Fall and Rafter Brackets				
Rise & Fall Bracket	BRF8	1	Galv	16
Rafter Top Gutter Bracket*	BRT5	1	Galv	12
Rafter Side Gutter Bracket*	BRS5	1	Galv	12

*Requires Fascia Bracket




We Care

We're investing in our own wind and solar resources to generate the low carbon energy used to produce our comprehensive product range.



DESCRIPTION	CODE	PACK QTY	COLOUR	PG
-------------	------	----------	--------	----

112mm Roundstyle uPVC Gutter & Fittings



Gutters				
2m Gutter	BR041	10	B G W BR A AG	10
4m Gutter	BR042	5	B G W BR A AG	10
Brackets				
Fascia Bracket	BR043	10	B G W BR A AG	12
Union Bracket	BR044	10	B G W BR A AG	12
Outlets & Stopends				
Running Outlet	BR045	10	B G W BR A AG	12
Internal Stopend	BR046	10	B G W BR A AG	12
External Stopend	BR047	10	B G W BR A AG	12
Stopend Outlet	BR456	10	B G W BR A AG	12
Gutter Angles				
90° Gutter Angle	BR048	10	B G W BR A AG	12
120° Gutter Angle	BR048/120	10	B G W BR A AG	12
135° Gutter Angle	BR049	10	B G W BR A AG	12
Fabricated Gutter Angle	BR4	FAB	B G W BR A AG	12
Spare Gutter Clip	BR040	10	B G W BR A AG	12
Spare Gutter Seal	2631	10	B	41
Gutter Adaptors				
Roundstyle to Half Round Adaptor	BR491	1	B G W BR A AG	12
Roundstyle To Ogee Adaptor RH	BR492	1	B G W BR A AG	12
Roundstyle To Ogee Adaptor LH	BR493	1	B G W BR A AG	12
Rise & Fall and Rafter Brackets				
Rise & Fall Bracket 310mm Drive In Spike	BRF4	1	GALV	12
Rafter Top Gutter Bracket*	BRT5	1	GALV	12
Rafter Side Gutter Bracket*	BRS5	1	GALV	12

*Requires Fascia Bracket

114mm Squarestyle uPVC Gutter & Fittings



Gutters				
2m Gutter	BR051	4	B W BR A	10
4m Gutter	BR052	4	B W BR A	10
Brackets				
Fascia Bracket	BR053	10	B W BR A	12
Union Bracket	BR054	10	B W BR A	12
Outlets & Stopends				
Running Outlet	BR055	10	B W BR A	12
Stopend Outlet	BR556	10	B W BR A	12
Internal Stopend	BR056	10	B W BR A	12
External Stopend	BR057	10	B W BR A	12

DESCRIPTION	CODE	PACK QTY	COLOUR	PG
-------------	------	----------	--------	----

114mm Squarestyle uPVC Gutter & Fittings (Continued)



Gutter Angles				
90° Gutter Angle	BR058	10	B W BR A	12
120° Gutter Angle	BR058/120	10	B W BR A	12
135° Gutter Angle	BR059	10	B W BR A	12
Fabricated Gutter Angle	BR5	FAB	B W BR A	12
Spare Gutter Clip	BR050	10	B W BR A	12
Spare Gutter Seal	2652	10	B	41
Gutter Adaptors				
Squarestyle to Half Round	BR591	1	B W BR A	12
Squarestyle to Ogee RH**	BR592	5	W	12
Squarestyle to Ogee LH**	BR593	5	W	12
Rise & Fall and Rafter Brackets				
Rise & Fall Bracket 310mm Drive In Spike	BRF5	1	GALV	12
Rafter Top Gutter Bracket*	BRT5	1	GALV	12
Rafter Side Gutter Bracket*	BRS5	1	GALV	12

*Requires Fascia Bracket

**Natural Aluminium body with coloured strap.

115mm Deepstyle uPVC Gutter & Fittings



Gutters				
4m Gutter	BR072	5	B G W BR A AG	10
Brackets				
Fascia Bracket	BR073	10	B G W BR A AG	12
Union Bracket	BR074	10	B G W BR A AG	12
Outlets & Stopends				
Running Outlet	BR075	10	B G W BR A AG	12
Internal Stopend	BR076	10	B G W BR A AG	12
External Stopend	BR077	10	B G W BR A AG	12
Gutter Angles				
90° Gutter Angle	BR078	10	B G W BR A AG	12
120° Gutter Angle	BR078/120	10	B G W BR A AG	12
135° Gutter Angle	BR079	10	B G W BR A AG	12
Fabricated Gutter Angle	BR7	FAB	B G W BR A AG	12
Spare Gutter Clip	BR070	10	B G W BR A AG	12
Spare Gutter Seal	2652	10	B	41
Rise & Fall and Rafter Brackets				
Rise & Fall Bracket 310mm Drive In Spike	BRF7	1	GALV	12
Rafter Top Gutter Bracket*	BRT5	1	GALV	12
Rafter Side Gutter Bracket*	BRS5	1	GALV	12

*Requires Fascia Bracket

DESCRIPTION	CODE	PACK QTY	COLOUR	PG
-------------	------	----------	--------	----

Rainwater Accessories

Gutter Protection System

Gutter Protector System 5 Metre Pack*	GPS1	1	B	12
Porcupine Bristle Gutter Protector Priced per 2m length	BRP16CI	8	B W	16

(Not suitable for use with 106mm Prostyle Gutter or 170mm Deepstyle)

Rainwater Diverter

Rainwater Diverter	BR222	1	B W	12
--------------------	-------	---	-----	----

65mm Square Downpipe uPVC Downpipe & Fittings

Downpipes, Plain Ended

2.5m P/E Downpipe	BR501	9	B W BR A AG	11
4m P/E Downpipe	BR503	9	B W BR A AG	11
5.5m P/E Downpipe	BR504	6	B W BR A AG	11

Connector & Adaptor

Downpipe Connector	BR506	10	B W BR A AG	12
Square To Round Adaptor	BR517	10	B W BR A AG	12

Bends & Shoe

112½° Offset Downpipe Bend	BR509	10	B W BR A AG	12
92½° Downpipe Bend	BR508	10	B W BR A AG	12
Downpipe Shoe	BR516	10	B W BR A AG	12

Branch, Head & Bracket


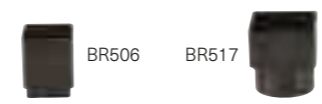

112½° Downpipe Branch	BR518	10	B W BR A AG	12
Universal Downpipe Rainwater Head	BR311	5	B W BR A AG	12
Downpipe Bracket	BR507	10	B W BR A AG	12
Downpipe Bracket (Close Fit)	BR527	10	B W BR A AG	12

Drain Connectors

Universal Adaptor (Pipe)**	B4801	35	Rubber	2
Universal Adaptor (Socket) 110mm**	B4901	35	Rubber	2
Downpipe Drain Connector	BR520	1	B BR W	12

** Use rainwater adaptor BR517 to connect to square pipe.

*Requires Fascia Bracket



DESCRIPTION	CODE	PACK QTY	COLOUR	PG
-------------	------	----------	--------	----

68mm Round Downpipe uPVC Downpipe & Fittings

Downpipes, Plain Ended

2.5m P/E Downpipe	BR201	10	B G W BR A AG	11
4m P/E Downpipe	BR203	10	B G W BR A AG	11
5.5m P/E Downpipe	BR204	5	B G W BR A AG	11

Connector & Bracket

Downpipe Connector	BR206	10	B G W BR A AG	12
Downpipe Bracket	BR207	10	B G W BR A AG	12

Bends

112½° Offset Downpipe Bend	BR209	10	B G W BR A AG	12
92½° Downpipe Bend	BR208	10	B G W BR A AG	12

Shoe, Head & Access Pipe

Downpipe Shoe	BR216	10	B G W BR A AG	12
Downpipe Rainwater Head	BR311	5	B G W BR A AG	12
Access Pipe	BR210	10	G	12

Branch

112½° Downpipe Branch	BR218	10	B G W BR A AG	12
-----------------------	-------	----	---------------	----

Drain Connectors

110mm x 68mm Drain Connector Reversed	BR220R	10	B G W BR A AG	2
110mm x 68mm Rainwater Pipe Adaptor	BR223	10	B	2

170mm Deepstyle uPVC Industrial Gutter & Fittings

Gutters

2m Gutter	BR091	4	B G	13
4m Gutter	BR092	4	B G	13

Brackets

Fascia Bracket	BR093	10	B G	14
Union Bracket	BR094	4	B G	14

Outlet & Stopends


Running Outlet	BR095	2	B G	14
Internal Stopend	BR096	10	B G	14
External Stopend	BR097	10	B G	14

Gutter Angles

90° Internal Angle	BR098	2	B G	14
Non-Standard Angles (Available On Request)	BR9	FAB	B G	14
Spare Gutter Clip	BR090	10	B G	14
Spare Gutter Seal	2632	10	B	41

Rise & Fall Bracket

Rise & Fall Bracket 350mm Drive In Spike	BRF9	1	Galv	14
--	------	---	------	----




DESCRIPTION	CODE	PACK QTY	COLOUR	PG
-------------	------	----------	--------	----

110mm Industrial Downpipe uPVC Pipe & Fittings

Downpipe, Plain Ended				
2.5m P/E Pipe	BS402	2	B G W	17
3m P/E Pipe	BS403	2	B G W	17
4m P/E Pipe	BS404	2	B G W	17
6m P/E Pipe	BS405	2	B G	17
 BS402/403/404/405				
Downpipe, Single Socket				
2.5m S/S Pipe	BS413	2	B G	17
3m S/S Pipe	BS414	2	B G W	17
4m S/S Pipe	BS415	2	B G W	17
6m S/S Pipe	BS430	2	B G	17
 BS413/414/415/430				
Couplers & Outlet				
Double Socket Coupler	BS406	20	B G W	18
Single Socket Coupler	BS432	20	B G W	18
Double Socket Slip Coupler	BS478	10	B G W	18
110mm to 117mm Asbestos Cement Gutter Outlet	BS433	10	B G	14
Flat Gutter Outlet	BR499	10	B G	14
 BS406 BS478 BS432 BR499 BS433				
Brackets				
Double Fixing Pipe Bracket	BS407	10	B G W	18
Single Fixing Pipe Bracket	BS438	10	B G	18
Metal Pipe Bracket	BR450	5	GALV	18
 BS407 BS438 BR450				
Bends, Single Socket				
112½° S/S Top Offset Bend	BS408	10	B G W	18
112½° S/S Bottom Offset Solvent Bend	BS409	10	B G W	18
92½° S/S Bend	BS420	10	B G W	18
112½° S/S Bend	BS421	10	B G W	18
135° S/S Bend	BS422	15	B G W	18
92½° S/S Access Bend	BS436	1	B G W	18
0°-30° Adjustable S/S Bend	BS424	15	G	18
 BS408 BS409 BS420 BS421 BS422 BS424 BS436				
Bends, Double Socket				
92½° D/S Bend	BS480	10	B G W	18
135° D/S Double Socket Bend	BS482	15	B G W	18
 BS480 BS482				
Shoe, Head & Access Pipe				
Downpipe Shoe	BS416	15	B G	14
Rainwater Head	BS411	1	B G	14
Single Socket Access Pipe	BS410	1	B G W	18
 BS416 BS411 BS410				
Branches				
92½° Double Socket Branch Without Bosses	BS417	7	B G W	18
92½° Triple Socket Branch Without Bosses	BS457	7	B G	18
135° Double Socket Branch Without Bosses	BS419	5	B G W	18
92½° Double Socket Access Branch	BS447	1	B G	18
 BS417 BS457 BS419 BS447				







DESCRIPTION	CODE	PACK QTY	COLOUR	PG
-------------	------	----------	--------	----

110mm Industrial Downpipe uPVC Pipe & Fittings (Continued)

Drain Connector				
110mm Soil Pipe to 160mm Drain Connector	BS423	15	B G	18
uPVC to Cast Iron & Salt Glaze Drain Connector	BS434	20	B G	18
 BS423 BS434				

160mm Industrial Downpipe uPVC Pipe & Fittings

Downpipe, Plain Ended				
3m P/E Pipe	BS603	1	B G	17
4m P/E Pipe	BS604	1	G	17
6m P/E Pipe	BS605	1	G	17
 BS603/604/605				
Downpipe, Single Socket				
3m S/S Pipe	BS623	1	B G	17
4m S/S Pipe	BS624	1	B G	17
6m S/S Pipe	BS625	1	G	17
 BS623/624/625				
Connectors & Bracket				
Double Socket Pipe Connector	BR627	6	B G	14
Single Socket Pipe Connector	BR607	6	G	14
uPVC To Cast Iron & Salt Glaze Drain Connector	BR621	6	G	14
160mm To 178mm A C Gutter Outlet	BR628	6	G	14
Single Fixing Soil Pipe Bracket	BR619	10	B G	14
Metal Pipe Bracket	BR620	5	Galv	14
 BR627 BR628 BR607 BR619				
Offset Bends, Single Socket				
112½° S/S Top Offset Bend	BR630	4	B G	14
112½° S/S Solvent Bottom Offset Bend	BR631	4	B G	14
 BR630 BR631				
Bends, Single Socket				
92½° S/S Bend	BR608	4	B G	14
112½° S/S Bend	BR609	5	B G	14
135° S/S Bend	BR610	5	B G	14
 BR608 BR609				
Branches, Double Socket				
92½° D/S Branch Without Bosses	BR615	5	B G	14
160 / 110 x 135° D/S Branch Without Bosses	BR616	5	B G	14
160 / 160 x 135° D/S Branch Without Bosses	BR617	5	G	14
 BR615 BR616 BR617				
Access Pipe				
Single Socket Access Pipe	BS629	5	B G	18
 BS629				
Shoe				
Downpipe Shoe	BR611	5	B G	14
 BR611				

DESCRIPTION	CODE	PACK QTY	COLOUR	PG	
200mm Industrial Downpipe uPVC Pipe & Fittings*					
Downpipe, Plain Ended EN 1401-1					
3m P/E Pipe	B20300	1	T	PIPES	 B20300 / B20600
6m P/E Pipe	B20600	1	T	PIPES	
Downpipe, Single Socket EN 1401-1					
3m S/S Pipe	B20003	1	T	PIPES	 B20003/B20006
6m S/S Pipe	B20006	1	T	PIPES	
Connectors & Bracket					
Double Socket Pipe Connector	B20021	1	T	7	 B20021
uPVC To Cast Iron & Salt Glaze Drain Connector	B20108	1	T	7	
Metal Pipe Bracket	BR819	1	Galv	14	
Bends, Single Socket					
87½° S/S Bend	B20870	1	T	7	 B20870
45° S/S Bend	B20450	1	T	7	
Branches, Double Socket					
200mm x 110mm x 45° D/S Branch	B20110	1	T	7	 B20200
200mm x 160mm x 45° D/S Branch	B20160	1	T	7	
200mm x 200mm x 45° D/S Branch	B20200	1	T	7	
Shoe					
Downpipe Shoe	BR811	1	T	14	 BR811

*200mm Pipe and Fittings must be painted to protect against colour fading if fitted externally.

Technical Guide

Need more technical information?

Download the Rainwater
Technical Guide at
brettmartin.com



Perfectly Colour Matched


With a growing trend for windows, doors, fascias and other building accessories in Anthracite Grey, a selection of Brett Martin's Rainwater Systems has been perfectly colour matched to RAL 7016 to ensure a harmonised Anthracite Grey rainwater solution that adds the perfect finishing touch to your property.




SOIL & WASTE

A range that includes pipes and fittings in both push-fit and solvent options, an overflow system, traps and compression fittings for all domestic and commercial applications.

Colour Range



Diameters



Contents

48	Push-Fit Soil	56	Ancillary Items
51	Push-Fit Waste	57	21.5mm Overflow
53	Solvent Soil	58	Traps
54	Solvent Waste	59	Compression

DESCRIPTION	CODE	PACK QTY	COLOUR	PG
-------------	------	----------	--------	----

110mm Push-Fit Soil uPVC Soil Pipe & Fittings

Pipes, Plain Ended EN 1329-1				
2.5m P/E Soil Pipe	BS402	2	B G	17
3m P/E Soil Pipe	BS403	2	B G W	17
4m P/E Soil Pipe	BS404	2	B G W	17
6m P/E Soil Pipe	BS405	2	B G	17
Pipes, Single Socket				
2.5m S/S Soil Pipe EN 1329-1	BS413	2	B G	17
3m S/S Soil Pipe EN 1329-1	BS414	2	B G W	17
4m S/S Soil Pipe EN 1329-1	BS415	2	B G W	17
6m S/S Soil Pipe EN 1329-1	BS430	2	B G	17
3m S/S Soil Pipe LG 1977	LG03	50	B G	17
4m S/S Soil Pipe LG 1977	LG04	50	B G	17
6m S/S Soil Pipe LG 1977	LG06	50	B G	17
Couplers EN 1329-1				
Double Socket Coupler	BS406	20	B G W	18
Single Socket Coupler	BS432	20	B G W	18
Double Socket Slip Coupler	BS478	20	B G W	18
Bends, Single Socket EN 1329-1				
92½° S/S Bend	BS420	10	B G W	18
112½° S/S Bend	BS421	10	B G W	18
135° S/S Bend	BS422	15	B G W	18
0°-30° S/S Adjustable Bend	BS424	15	G	18
Offset Bends, Single Socket EN 1329-1				
112½° S/S Offset Bend	BS408	10	B G W	18
112½° S/S Solvent Bottom Offset Bend	BS409	10	B G W	18
Bends, Double Socket EN 1329-1				
92½° D/S Bend	BS480	10	B G W	18
135° D/S Bend	BS482	15	B G W	18
Branches EN 1329-1				
92½° Double Socket Branch without Bosses	BS417	7	B G W	18
135° Double Socket Branch without Bosses	BS419	5	B G W	18
92½° Double Socket Branch with 4 Bosses	BS451	5	B G W	18
104° Double Socket Branch with 2 Bosses	BS458	5	B G	18
135° Double Socket Branch with 2 Bosses	BS459	5	B G	18
92½° Triple Socket Branch without Bosses	BS457	7	B G	18
92½° Triple Socket Double Branch	BS490	1	B G	18
92½° Triple Socket Corner Branch	BS491	1	G	18
Access Fittings				
Single Socket Access Pipe	BS410	1	B G W	18
92½° Single Socket Access Bend	BS436	1	B G W	18
92½° Double Socket Access Branch	BS447	1	B G	18
Access Plug EN 1329-1	BS431	1	B G W	18
Socket Plug EN 1329-1	BS439	35	B G	18

DESCRIPTION	CODE	PACK QTY	COLOUR	PG
-------------	------	----------	--------	----

110mm Push-Fit Soil uPVC Soil Pipe & Fittings (Continued)

Brackets				
Double Fixing Pipe Bracket EN 1329-1	BS407	10	B G W	18
Single Fixing Pipe Bracket	BS438	10	B G	18
Metal Pipe Bracket	BR450	5	Galv	18
Bosses, Connectors & Manifold				
Single Socket Triple Boss Pipe	BS445	1	B G W	18
Double Solvent Short Boss Pipe EN 1329-1	BS425	1	B G W	18
50mm Strap On Boss EN 1329-1	BS426	10	B G W	18
Waste Inlet Manifold	BS435	1	G	18
50mm Seal Accepts Push-Fit Waste	BS441	10	G	18
50mm Socket Accepts Solvent Waste	BS442	10	B G	18
160mm Drain Connector	BS423	15	B G	18
Cast Iron & Salt Glaze Drain Connector	BS434	20	B G	18
Terminal Fittings & Air Admittance Valve				
Vent Cowl	BS427	10	B G W	18
Weathering Collar	BS428	10	B G W	18
Weathering Slate	BS429	1	Alum	18
Extract Cowl	BS497	1	B G W	18
Air Admittance Valve (internal use only)	BS487	1	B G W GO	43
Fire Sleeves (4 Hour Fire Integrity)				
Fire Protection Sleeve	BFS4	1	Red	18

Cascade Push-Fit 110mm Soil System

Brett Martin's cast iron style Cascade Push-Fit 110mm Soil System complements the Cascade rainwater range and is designed to replicate real cast iron in every way. The system is available in 8 heritage colour options.

FOR DETAILS OF THE RANGE SEE PAGE 35



DESCRIPTION	CODE	PACK QTY	COLOUR	PG	
160mm Push-Fit Soil uPVC Soil Pipe & Fittings					
Pipes, Plain Ended EN 1329-1					
3m P/E Soil Pipe	BS603	1	B G	17	
4m P/E Soil Pipe	BS604	1	G	17	
6m P/E Soil Pipe	BS605	1	G	17	
Pipes, Single Socket EN 1329-1					
3m S/S Soil Pipe	BS623	1	B G	17	
4m S/S Soil Pipe	BS624	1	B G	17	
6m S/S Soil Pipe	BS625	1	G	17	
Pipe Coupler, Connector & Brackets					
Double Socket Pipe Coupler	BR627	6	B G	14	
Single Socket Pipe Connector	BR607	6	G	14	
Single Fixing Pipe Bracket	BR619	10	G	14	
Metal Pipe Bracket	BR620	5	Galv	14/065	
Offset Bends, Single Socket					
112½° S/S Top Offset Bend	BR630	4	B G	14	
112½° S/S Solvent Bottom Offset Bend	BR631	4	B G	14	
Bends, Single Socket					
92½° S/S Bend	BR608	4	B G	14	
112½° S/S Bend	BR609	5	B G	14	
135° S/S Bend	BR610	5	B G	14	
Branches, Double Socket					
92½° D/S Branch Without Bosses	BR615	5	B G	14	
160 / 110 x 135° D/S Branch Without Bosses	BR616	5	B G	14	
160 / 160 x 135° D/S Branch Without Bosses	BR617	5	G	14	
Access Pipe EN 1329-1					
Single Socket Access Pipe	BS629	5	B G	18	
Bosses & Connectors					
Drain Connector EN 1329-1	BS423	5	G	18	
Cast Iron & Salt Glaze Drain Connector	BR621	6	G	14	
50mm Strap On Boss	BS626	6	B G	18	
Terminal Fittings					
Vent Cowl	BS627	1	G	18	
Weathering Collar	BS628	1	G	18	
Fire Sleeves (4 Hour Fire Integrity)					
Fire Protection Sleeve*	BFS6	1	Red	18	

* Fixings Included.

DESCRIPTION	CODE	PACK QTY	COLOUR	PG	
32mm Push-Fit Waste Polypropylene Pipe & Fittings					
Waste Pipe, Plain Ended					
3m P/E Waste Pipe	W9200	20	B G W	25	
Connectors & Reducer					
Straight Connector	W902	10	B G W	26	
Compression Straight Connector	W940	10	W	26	
Straight Tank Connector	W905	10	B G W	26	
32mm / 21.5mm Reducer	W909	10	B	26	
Bends & Tee					
92½° Swept Bend	W900	10	B G W	26	
90° Knuckle Bend	W907	10	B G W	26	
135° Obtuse Bend	W901	10	B G W	26	
90° Conversion Bend	W906	10	B G W	26	
92½° Swept Tee	W903	10	B G W	26	
157½° Soil Boss Bend (Male & Female)	W320	10	B G	26	
Access Fitting, Bracket & Air Admittance Valve					
Socket Plug	W904	10	B G W	26	
Pipe Bracket	W1180	50	B G WP GO	22	
Air Admittance Valve (For Internal Use Only)	W137	10	WP	22	
Adaptor					
Rubber Waste Adaptor	BW1	1	B	18	
40mm Push-Fit Waste Polypropylene Pipe & Fittings					
Waste Pipe, Plain Ended					
3m P/E Waste Pipe	W9600	10	B G W	25	
Connectors & Reducers					
Straight Connector	W922	10	B G W	26	
Compression Straight Connector	W941	10	W	26	
Straight Tank Connector	W925	10	B G W	26	
40mm / 32mm Socket Reducer	W928	10	B G W	26	
40mm / 21.5mm Reducer	W929	10	B	26	
Bends & Tee					
92½° Swept Bend	W920	10	B G W	26	
90° Knuckle Bend	W927	10	B G W	26	
135° Obtuse Bend	W921	10	B G W	26	
90° Conversion Bend	W926	10	B G W	26	
92½° Swept Tee	W923	10	B G W	26	
157½° Soil Boss Bend (Male & Female)	W400	10	B G	26	
Access Fitting, Bracket & Air Admittance Valve					
Solvent Socket Plug	W924	10	B G W	26	
Pipe Bracket	W2180	50	B G GO WP	22	
Air Admittance Valve (internal use only)	W237	5	WP	26	
Adaptor					
Rubber Waste Adaptor	BW2	1	B	18	

DESCRIPTION	CODE	PACK QTY	COLOUR	PG
-------------	------	----------	--------	----

50mm Push-Fit Waste Polypropylene Pipe & Fittings

DESCRIPTION	CODE	PACK QTY	COLOUR	PG
Waste Pipe, Plain Ended				
3m P/E Waste Pipe	W9800	10	B G	27
Connector & Reducer				
Straight Connector	W982	10	B G	28
50mm / 40mm Socket Reducer	W988	10	B G	28
Bends & Tee				
92½° Swept Bend	W980	10	B G	28
90° Knuckle Bend	W987	10	B G	28
135° Obtuse Bend	W981	10	B G	28
90° Conversion Bend	W986	10	G	28
92½° Swept Tee	W983	10	B G	28
Access Fitting, Bracket & Air Admittance Valve				
Solvent Socket Plug	W984	10	B G	28
Pipe Bracket	W3180	50	B G WP GO	24
Air Admittance Valve	W337	5	W	28
Adaptor				
Rubber Waste Adaptor	BW3	1	B	18
Fire Sleeve				
50mm Fire Protection Sleeve	BFS2	1	RED	18



Technical Guide

Need more technical information?

Download the Soil & Waste Technical Guide at brettmartin.com



DESCRIPTION	CODE	PACK QTY	COLOUR	PG
-------------	------	----------	--------	----

110mm Solvent Soil uPVC Soil Pipe & Fittings

DESCRIPTION	CODE	PACK QTY	COLOUR	PG
Pipes, Plain Ended EN 1329-1				
2.5m P/E Soil Pipe	BS402	2	B	17
3m P/E Soil Pipe	BS403	2	B W GO	17
4m P/E Soil Pipe	BS404	2	B W GO	17
Couplers & Connector EN 1329-1				
Double Socket Coupler	BS406	20	B W GO	18
Single Socket Connector	BS432	20	B GO	18
Double Socket Solvent Coupler	BS460	20	B GO	18
Bends EN 1329-1				
92½° Double Socket Solvent Bend	BS473	8	B W GO	18
135° Double Socket Solvent Bend	BS474	10	B GO	18
135° Single Socket Solvent Bend	BS484	10	B GO	18
92½° Long Spigot Solvent Bend	BS479	10	B W GO	18
Offset Bends, Single Socket EN 1329-1				
112½° S/S Top Offset Solvent Bend	BS408	10	B W GO	18
112½° S/S Bottom Offset Solvent Bend	BS409	10	B W GO	18
Branches, Double Socket EN 1329-1				
92½° D/S Solvent Branch without Bosses	BS461	7	B GO	18
92½° D/S Solvent Branch with 4 Bosses	BS453	5	B GO	18
104° D/S Solvent Branch with 2 Bosses	BS458	5	B GO	18
Branches, Triple Socket EN 1329-1				
92½° T/S Solvent Branch without Bosses	BS467	7	B GO	18
92½° T/S Solvent Branch with 4 Bosses	BS452	5	B GO	18
Brackets				
Single Fixing Pipe Bracket EN 1329-1	BS438	10	B GO	18
Double Fixing Pipe Bracket EN 1329-1	BS407	10	B W GO	18
Metal Pipe Bracket	BR450	5	Galv	18
Bosses EN 1329-1				
Double Short Boss Solvent Pipe	BS425	1	B W GO	18
50mm Strap On Boss	BS426	10	B W GO	18
Access Fittings				
Access Plug EN 1329-1	BS431	1	B W GO	18
92½° Triple Socket Solvent Access Branch	BS475	1	B GO	18
92½° Double Socket Solvent Access Branch	BS476	1	B GO	18
Double Socket Solvent Access Pipe	BS477	1	B GO	18
Terminal Fittings				
Vent Cowl	BS427	10	B W GO	18
Weathering Collar	BS428	10	B W GO	18
Weathering Slate	BS429	1	Alum	18
Fire Sleeve				
Fire Protection Sleeve	BFS4	1	Red	18



DESCRIPTION	CODE	PACK QTY	COLOUR	PG
-------------	------	----------	--------	----

32mm Solvent Waste MuPVC Pipe & Fittings

Solvent Waste Pipe, Plain Ended				
3m P/E Waste Pipe	W1010	10	B WP GO	21
Connector & Coupler				
Solvent Straight Connector	W1100	10	B WP GO	22
Solvent Expansion Coupler	W1200	10	WP GO	22
Bends				
90° Solvent Knuckle Bend	W1120	10	B WP GO	22
135° Solvent Obtuse Bend	W1130	10	B WP GO	22
92½° Solvent Swept Bend	W1140	10	B WP GO	22
90° Solvent Conversion Bend	W1210	10	B WP GO	22
135° Solvent Spigot Bend	W1230	10	B WP GO	22
Tees (Branches)				
92½° Solvent Swept Tee	W1160	10	B WP GO	22
135° Solvent Branch	W1170	10	WP GO	22
Access Fitting, Bracket & Air Admittance Valve				
Solvent Access Plug	W1190	10	B WP GO	22
Pipe Bracket	W1180	10	B G WP GO	22
Multi Fit Solvent Air Admittance Valve	W3137	1	WP	22
Adaptors				
Solvent Male Iron Adaptor	W1111	10	WP	22
2½° Angled Adaptor	BW4	10	B WP G GO	18
2½° Angled Solvent Adaptor	BW7	10	B GO G	18

40mm Solvent Waste MuPVC Pipe & Fittings

Solvent Waste Pipe, Plain Ended				
3m P/E Solvent Waste Pipe	W2010	10	B WP GO	21
Connector, Coupler & Reducer				
Solvent Straight Connector	W2100	10	B WP GO	22
Solvent Expansion Coupler	W2200	10	WP GO	22
40mm/32mm Solvent Socket Reducer	W1110	10	B WP GO	22
Bends				
90° Solvent Knuckle Bend	W2120	10	B WP GO	22
135° Solvent Obtuse Bend	W2130	10	B WP GO	22
92½° Solvent Swept Bend	W2140	10	B WP GO	22
90° Solvent Conversion Bend	W2210	10	B WP GO	22
135° Solvent Spigot Bend	W2230	10	B WP GO	22
Tees (Branches)				
92½° Solvent Swept Tee	W2160	10	B WP GO	22
135° Solvent Branch	W2170	10	WP GO	22

DESCRIPTION	CODE	PACK QTY	COLOUR	PG
-------------	------	----------	--------	----

40mm Solvent Waste MuPVC Pipe & Fittings (Continued)

Access Fitting, Bracket & Air Admittance Valve				
Solvent Access Plug	W2190	10	B WP GO	22
Pipe Bracket	W2180	50	B G GO WP	22
Multi Fit Solvent Air Admittance Valve	W3137	1	WP	22
Adaptors				
Solvent Male Iron Adaptor	W2222	10	WP GO	22
2½° Angled Adaptor	BW5	10	B WP G GO	18
2½° Angled Solvent Adaptor	BW8	10	B GO G	18

50mm Solvent Waste MuPVC Pipe & Fittings

Solvent Waste Pipe, Plain Ended				
3m P/E Solvent Waste Pipe	W3010	10	B WP GO	23
Connector, Coupler & Reducers				
Solvent Straight Connector	W3100	5	B WP GO	24
Solvent Expansion Coupler	W3200	5	B WP GO	24
50mm/32mm Solvent Socket Reducer	W2110	10	B WP GO	24
50mm/40mm Solvent Socket Reducer	W3110	5	B WP GO	24
Bends				
90° Solvent Knuckle Bend	W3120	5	B WP GO	24
135° Solvent Obtuse Bend	W3130	5	B WP GO	24
92½° Solvent Swept Bend	W3140	5	B WP GO	24
90° Solvent Conversion Bend	W3210	5	B WP GO	24
Tees (Branches)				
92½° Solvent Swept Tee	W3160	5	B WP GO	24
135° Solvent Branch	W3170	5	WP GO	24
92½° Solvent Cross Tee	W3150	5	WP GO	24
Access Fitting, Bracket & Air Admittance Valve				
Solvent Access Plug	W3190	5	B WP GO	24
Pipe Bracket	W3180	50	B G WP GO	24
Multi Fit Solvent Air Admittance Valve	W3137	1	WP	22
Fire Sleeve (4 Hour Fire Integrity)				
Fire Protection Sleeve	BFS2	1	Red	18

DESCRIPTION	CODE	PACK QTY	COLOUR	PG
-------------	------	----------	--------	----

Ancillary Items

Rubber Waste Adaptors (Push-Fit)

32mm Rubber Waste Adaptor	BW1	1	B	18
40mm Rubber Waste Adaptor	BW2	1	B	18
50mm Rubber Waste Adaptor	BW3	1	B	18



2½° Angled Adaptors

32mm Angled Adaptor	BW4	10	B G W GO	18
40mm Angled Adaptor	BW5	10	B G W GO	18
50mm Angled Adaptor	BW6	10	B G GO	18
32mm Solvent Adaptor	BW7	10	B GO G	18
40mm Solvent Adaptor	BW8	10	B GO G	18
50mm Solvent Adaptor	BW9	10	B GO G	18



WC Adaptors & Connectors

Straight WC Adaptor	B5151	1	W	18
Bent WC Adaptor	B5152	1	W	18
Offset WC Adaptor	B5153	1	W	18
Extension Piece WC Adaptor	B5154	1	W	18
90° Pan Connector With Boss Inlet	B5155	1	W	18
14° Angled Pan Connector	B5156	1	W	18
Flexi Pan Connector 300mm - 600mm	B5157	1	W	18
90° Flexi Pan Connector 330mm - 500mm	B5158	1	W	18



Cleaning & Cements

Solvent Cleaner 250ml	B9031	1	-	2
Solvent Cleaner 500ml	B9032	1	-	2
Solvent Cement 125ml	B9020	1	-	2
Solvent Cement 250ml	B9021	1	-	2
Solvent Cement 500ml	B9022	1	-	2



Lubricants

Lubricant Gel Tube 250ml	B9111	1	-	2
Lubricant Gel 0.5Kg	B9333	1	-	2
Lubricant Gel 5Kg	B9444	1	-	2
Silicone Lubricant Spray 400ml	B9555	1	-	2



DESCRIPTION	CODE	PACK QTY	COLOUR	PG
-------------	------	----------	--------	----

21.5mm Overflow

Overflow Pipe, Plain Ended

3m P/E Overflow Pipe	W100	25	WP G	29
----------------------	------	----	------	----



Bends & Tee

90° Knuckle Bend	W130	50	WP G	29
135° Obtuse Bend	W140	50	WP G	29
90° Tee	W110	50	WP G	29



Connectors

Straight Connector	W120	50	WP G	29
Straight Compression Socket Tank Connector	W150	20	WP	29
Bent Compression Socket Tank Connector	W170	20	WP	29
Overflow Cap & Lining	W180	20	WP	29



Clip

Snap On Pipe Clip	W190	50	WP G	29
-------------------	------	----	------	----



Talk to our technical team

Brett Martin offers full technical support, site visits and assistance with writing specifications.

Call **028 9084 8999**
Or email **sales@brettmartin.com**



DESCRIPTION	CODE	PACK QTY	COLOUR	PG
-------------	------	----------	--------	----

32mm Traps Universal Outlets

Traps				
'P' Outlet Trap - 38mm Seal	WTT100	10	W	30
'P' Outlet Trap - 76mm Seal	WTT102	10	W	30
'S' Outlet Trap - 38mm Seal	WTT101	10	W	30
'S' Outlet Trap - 76mm Seal	WTT103	10	W	30
Pedestal Basin Trap - 50mm Seal	WPT120	10	W	30
Bottle Traps				
Universal Bottle Trap 76mm Seal Anti-Vac†	WBT324	30	W	30
Telescopic Universal Bottle Trap 76mm Seal Anti-Vac†	WBT324T	30	W	30

40mm Traps Universal Outlets

Traps				
'P' Outlet Trap - 38mm Seal	WTT104	10	W	30
'P' Outlet Trap - 76mm Seal	WTT106	10	W	30
Telescopic Outlet Trap - 76mm Seal	WTT116	10	W	30
'S' Outlet Trap - 38mm Seal	WTT105	10	W	30
'S' Outlet Trap - 76mm Seal	WTT107	10	W	30
Two Piece Bath & Shower Trap - 38mm Seal	WBT108	10	W	30
Two Piece Bath & Shower Trap - A276 76mm Seal	WBT110	10	W	30
Bath & Shower Trap - 19mm Seal	WBT604	10	W	30
Bath & Shower Trap With Cleaning Eye 19mm Seal	WBT608	10	W	30
Bath & Shower Trap With Cleaning Eye 50mm Seal	WBT602	10	W	30
Washing Machine Trap - 76mm Seal	WWT356	10	W	30
Running Trap - 38mm Seal	WRT804	10	W	30
Running Trap - 76mm Seal	WRT806	10	W	30
Combined Sink & Washing Machine Trap 76mm Seal	WWT566	10	W	30
Bottle Traps				
Shower Bottle Trap - 50mm Seal (Includes Removable Waste)	WBT603	10	W	30
Universal Bottle Trap 76mm Seal Anti-Vac†	WBT324	10	W	30
Telescopic Universal Bottle Trap 76mm Seal Anti-Vac†	WBT324T	10	W	30
Combined Sink & Washing Machine Trap - 76mm Seal	WWT566	10	W	30

† The WBT324/WBT324T are UNIVERSAL BOTTLE TRAPS with adaptors included to fit both 32mm and 40mm ranges. The trap seal is 76mm although the trap is only the size of a 38mm seal trap. Both are anti-vac traps and so replace eight of our previous range.

DESCRIPTION	CODE	PACK QTY	COLOUR	PG
-------------	------	----------	--------	----

32mm Compression Polypropylene Pipe & Fittings

Pipe, Plain Ended				
3m P/E Waste Pipe	W9200	20	W	25
Bends & Tee				
135° Compression Obtuse Bend	W401	10	W	30
90° Compression Knuckle Bend	W402	10	W	30
92½° Compression Swept Tee	W403	10	W	30
90° Compression Swivel Elbow	W408	10	W	30
Connector & Reducer				
Compression Straight Connector	W940	10	W	30
40mm x 32mm Single Compression Reducer	W404	10	W	30
Bracket				
Solvent Pipe Bracket	W1180	50	B G WP GO	22

40mm Compression Polypropylene Pipe & Fittings

Pipe, Plain Ended				
3m P/E Waste Pipe	W9600	20	W	25
Bends & Tee				
135° Compression Obtuse Bend	W411	10	W	30
90° Compression Knuckle Bend	W412	10	W	30
92½° Compression Swept Tee	W413	10	W	30
90° Compression Swivel Elbow	W418	10	W	30
Compression Washing Machine Tee	W414	10	W	30
Connector & Reducer				
Compression Straight Connector	W941	10	W	26
40mm / 32mm Double Compression Reducer	W416	10	W	26
Bracket				
Solvent Pipe Bracket	W2180	50	B G GO WP	22



ROOFING

A range of rooflights, sheet products and a new polycarbonate glazing system – Marlon Clickloc - to suit a wide range of roofing, cladding and glazing applications for commercial, industrial, residential and DIY projects.

Contents

- 62 Rooflights
- 63 Polycarbonate Roofing System
- 64 Multiwall Polycarbonate Sheet
- 66 Corrugated PVC Sheet
- 68 Flat Sheet
- 69 Bitumen Sheet
- 70 GRP Sheet

DESCRIPTION	CODE	PACK QTY	PG
-------------	------	----------	----



Mardome Polycarbonate Dome Rooflights

Mardome Trade (Triple Skin Clear with 150mm PVC White Kerb)			
600mm x 600mm	MDM-T-LK060060FIX-X-DC3_01814027	1	73
750mm x 750mm	MDM-T-LK075075FIX-X-DC3_02234876	1	73
900mm x 900mm	MDM-T-LK090090FIX-X-DC3_01814031	1	73
1050mm x 1050mm	MDM-T-LK105105FIX-X-DC3_01814035	1	73
1200mm x 1200mm	MDM-T-LK120120FIX-X-DC3_01814039	1	73

Flat Glass Rooflights

Flat Glass Rooflights for Builders Uprand			
600mm x 600mm	MDM-FP-BU0600X0600FIX-X-FA	1	73
750mm x 750mm	MDM-FP-BU0750X0750FIX-X-FA	1	73
900mm x 900mm	MDM-FP-BU0900X0900FIX-X-FA	1	73
1000mm x 1000mm	MDM-FP-BU1000X1000FIX-X-FA	1	73
1000mm x 1500mm	MDM-FP-BU1500X1000FIX-X-FA	1	73
Flat Glass Rooflights (with 150mm PVC White Kerb)			
600mm x 600mm	MDM-FP-SK0600X0600FIX-X-FCA	1	73
750mm x 750mm	MDM-FP-SK0750X0750FIX-X-FCA	1	73
900mm x 900mm	MDM-FP-SK0900X0900FIX-X-FCA	1	73
1000mm x 1000mm	MDM-FP-SK1000X1000FIX-X-FCA	1	73
1000mm x 1500mm	MDM-FP-SK1500X1000FIX-X-FCA	1	73

SPECIAL ORDER

Mardome Rooflights

Other sizes are available to order as well as options to satisfy project requirements for:


- Glazing (light transmission and thermal performance)
- Shape
- Kerb and fixing
- Acoustic performance
- Ventilation
- Opening Accessories

Get in touch

t: 028 9084 8999
e: email sales@brettmartin.com



DESCRIPTION	CODE	PACK QTY	COLOUR	PG
-------------	------	----------	--------	----



Marlon Clickloc Polycarbonate Roofing System

Marlon Clickloc Polycarbonate Roofing System				
Polycarbonate Sheet 16mm x 500mm		per linear metre	Clear	
F-Profile 223 (Aluminium Mill finish) 16mm x 6m	AC241	1	Alum	-
U-Profile 253 (Aluminium Mill Finish) 16mm x 3m	AC242	1	Alum	-
Channel Washers (Stainless Steel)	AC240	1	-	-
Silicone Cartridge 310ml	AC040	1	-	-
Aluminium Sealing Tape 25mm wide x 50m	AC041	1	-	-
Ventilation Tape 25mm x 33m	AC043	1	-	-

NEW PRODUCT

Marlon Clickloc

Polycarbonate Roofing System

For more information, watch the Marlon Clickloc installation video.

Find out more at brettmartin.com



DESCRIPTION	CODE	PACK QTY	COLOUR	PG
-------------	------	----------	--------	----



Corotherm Polycarbonate Insulating Multiwall Roofing Sheet

10mm Clear Twinwall				
Corotherm Twinwall Sheet 700mm x 3000mm	76100	1	Clear	73
Corotherm Twinwall Sheet 900mm x 3000mm	76664	1	Clear	73
Corotherm Twinwall Sheet 980mm x 3000mm	76654	1	Clear	73
Corotherm Twinwall Sheet 1050mm x 3000mm	76230	1	Clear	73
Corotherm Twinwall Sheet 1220mm x 3000mm	76790	1	Clear	73
Corotherm Twinwall Sheet 1600mm x 3000mm	76645	1	Clear	73
16mm Clear Triplewall				
Corotherm Triplewall Sheet 610mm x 3000mm	76874	1	Clear	73
Corotherm Triplewall Sheet 700mm x 3000mm	76103	1	Clear	73
Corotherm Triplewall Sheet 800mm x 3000mm	76679	1	Clear	73
Corotherm Triplewall Sheet 900mm x 3000mm	76613	1	Clear	73
Corotherm Triplewall Sheet 980mm x 3000mm	76660	1	Clear	73
Corotherm Triplewall Sheet 1050mm x 3000mm	76225	1	Clear	73
Corotherm Triplewall Sheet 1220mm x 3000mm	76715	1	Clear	73
Corotherm Triplewall Sheet 1600mm x 3000mm	76616	1	Clear	73
Corotherm Triplewall Sheet 2100mm x 3000mm	76180	1	Clear	73

Corotherm Accessories

Corotherm Polycarbonate Accessories				
Rafter Glazing bar cap, base and end cap 3000mm	76486	1	White	73
Glazing bar base - used with cap 3000mm	76118	1	Alum	73
Glazing bar cap - used with base 3000mm	76110	1	White	73
10mm Side Flashing 3000mm	76112	1	White	73
16mm Side Flashing 3000mm	76114	1	White	73
10mm Sheet End Cap 2100mm	76116	2	White	73
16mm Sheet End Cap 2100mm	76117	2	White	73
10/16mm Glazing Bar End Cap	76489	1	White	73
10mm Super Fixing Buttons	76567	10	White	73
16mm Super Fixing Buttons	76568	10	White	73
Roof Ventilator (162mm dia hole required for fixing)	76453	1	White	73
10/16mm Breather Tape (38mm x 10m) 10,000mm	BSTP	1	Blue	73
10/16mm Aluminium Sealing Tape (38mm x 10m) 10,000mm	BMNO	1	Alum	73

DESCRIPTION	CODE	PACK QTY	COLOUR	PG
-------------	------	----------	--------	----

Corotherm Flat Polycarbonate Sheet


Corotherm Flat Polycarbonate Sheet (UV protected both sides. Suitable for interior & exterior use)				
Polycarbonate Sheet 4mm x 1220mm x 1830mm	76889	1	Clear	73
Polycarbonate Sheet 4mm x 1220mm x 2440mm	76887	1	Clear	73
Polycarbonate Sheet 6mm x 1220mm x 1830mm	76890	1	Clear	73
Polycarbonate Sheet 6mm x 1220mm x 2440mm	76886	1	Clear	73

Corolite CST Corrugated Multiwall Polycarbonate Sheet

Corolite CST				
Corrugated Triplewall Polycarbonate 1097mm x 6mm x 1830mm	76004	1	Clear	73
Corrugated Triplewall Polycarbonate 1097mm x 6mm x 2440mm	76008	1	Clear	73
Corrugated Triplewall Polycarbonate 1097mm x 6mm x 3050mm	76012	1	Clear	73



DESCRIPTION	CODE	PACK QTY	COLOUR	PG
-------------	------	----------	--------	----



PVC Sheet

Marvec CS Corrugated PVC Sheet

Big 6 1.3mm Full Width 1140mm, Cover Width 1016mm

Marvec Big6 ASB 1525mm/5ft	M006S13-1525	1	Clear	72
Marvec Big6 ASB 1830mm/6ft	M006S13-1830	1	Clear	72
Marvec Big6 ASB 2440mm/8ft	M006S13-2440	1	Clear	72
Marvec Big6 ASB 2900mm/9ft	M006S13-2900	1	Clear	72
Marvec Big6 ASB 3050mm/10ft	M006S13-3050	1	Clear	72
Marvec Big6 ASB 3660mm/12ft	M006S13-3660	1	Clear	72

8/3 Iron 1.1mm Full Width 660mm, Cover Width 608mm

Marvec Iron 8/3 HW 1220mm/4ft	M031S11-1220	10	Clear	72
Marvec Iron 8/3 HW 1525mm/5ft	M031S11-1525	10	Clear	72
Marvec Iron 8/3 HW 1830mm/6ft	M031S11-1830	10	Clear	72
Marvec Iron 8/3 HW 2135mm/7ft	M031S11-2135	10	Clear	72
Marvec Iron 8/3 HW 2440mm/8ft	M031S11-2440	10	Clear	72
Marvec Iron 8/3 HW 2745mm/9ft	M031S11-2745	10	Clear	72
Marvec Iron 8/3 HW 3050mm/10ft	M031S11-3050	10	Clear	72
Marvec Iron 8/3 HW 3355mm/11ft	M031S11-3355	10	Clear	72
Marvec Iron 8/3 HW 3660mm/12ft	M031S11-3660	10	Clear	72

8/3 Iron 1.3mm Full Width 660mm, Cover Width 608mm

Marvec Iron 8/3 1220mm/4ft	M031S13-1220	10	Clear	72
Marvec Iron 8/3 1525mm/5ft	M031S13-1525	10	Clear	72
Marvec Iron 8/3 1830mm/6ft	M031S13-1830	10	Clear	72
Marvec Iron 8/3 Clear 2135mm/7ft	M031S13-2135	10	Clear	72
Marvec Iron 8/3 2440mm/8ft	M031S13-2440	10	Clear	72
Marvec Iron 8/3 2745mm/9ft	M031S13-2745	10	Clear	72
Marvec Iron 8/3 3050mm/10ft	M031S13-3050	10	Clear	72
Marvec Iron 8/3 3355mm/11ft	M031S13-3355	10	Clear	72
Marvec Iron 8/3 3660mm/12ft	M031S13-3660	10	Clear	72
Marvec Iron 8/3 3962mm/13ft	M031S13-3962	10	Clear	72
Marvec Iron 8/3 4267mm/14ft	M031S13-4267	10	Clear	72

10/3 Iron 1.3mm Full Width 812mm, Cover Width 762mm

Marvec Iron 10/3 1220mm/4ft	M032S13-1220	1	Clear	72
Marvec Iron 10/3 1525mm/5ft	M032S13-1525	1	Clear	72
Marvec Iron 10/3 1830mm/6ft	M032S13-1830	1	Clear	72
Marvec Iron 10/3 2135mm/7ft	M032S13-2135	1	Clear	72
Marvec Iron 10/3 2440mm/8ft	M032S13-2440	1	Clear	72
Marvec Iron 10/3 2745mm/9ft	M032S13-2745	1	Clear	72
Marvec Iron 10/3 3050mm/10ft	M032S13-3050	1	Clear	72
Marvec Iron 10/3 3355mm/11ft	M032S13-3355	1	Clear	72

DESCRIPTION	CODE	PACK QTY	COLOUR	PG
-------------	------	----------	--------	----

Marvec CS Corrugated PVC Sheet (Continued)

10/3 Iron 1.3mm Full Width 812mm, Cover Width 762mm

Marvec Iron 10/3 3660mm/12ft	M032S13-3660	1	Clear	72
Marvec Iron 10/3 3862mm/13ft	M032S13-3962	1	Clear	72
Marvec Iron 10/3 4267mm/14ft	M032S13-4267	1	Clear	72

Mini 0.7mm Full Width 603mm, Cover Width 603mm

Marvec Mini 1220mm/4ft	M124S07-1220	1	Clear	72
Marvec Mini 1525mm/5ft	M124S07-1525	1	Clear	72
Marvec Mini 1830mm/6ft	M124S07-1830	1	Clear	72
Marvec Mini 2135mm/7ft	M124S07-2135	1	Clear	72
Marvec Mini 2440mm/8ft	M124S07-2440	1	Clear	72
Marvec Mini 2745mm/9ft	M124S07-2745	1	Clear	72
Marvec Mini 3050mm/10ft	M124S07-3050	1	Clear	72
Marvec Mini 3355mm/11ft	M124S07-3355	1	Clear	72
Marvec Mini 3660mm/12ft	M124S07-3660	1	Clear	72

Marvec CS Accessories

Fixings & Fillers

Nails & Caps (for Mini Profile)	AC160	10	-	57
Screws, Caps & Washers (for Iron Profiles)	AC171	10	-	57
Foam Fillers to Suit Mini Profile (675mm Long)	AC130	10	-	57
Foam Fillers to Suit Iron Profile (715mm Long)	AC133	10	-	57

Flashing, Ridges & Sealants

Wall Flashing to suit Mini - 710mm Long	AC100	1	-	57
Wall Flashing to suit Iron - 715mm Long	AC102	1	-	57
Ridge to Suit Iron Profile - 2 piece x 660mm	AC111	1	-	57
Sealing Strip x 15m Long	AC10055	1	-	57

Marvec CS Agri Agricultural Corrugated PVC Lining Sheets

Marvec CS Agri - Agricultural Lining Sheets, Cover width 1.14m

Marvec CS Agri 5000mm	FM082DN/12/Hi-5000	1	White	72
Marvec CS Agri 6000mm	FM082DN/12/Hi-6000	1	White	72
Marvec CS Agri 7000mm	FM082DN/12/Hi-7000	1	White	72

DESCRIPTION	CODE	PACK QTY	COLOUR	PG
-------------	------	----------	--------	----



Flat Sheet

Hygienic Cladding

Hygienic Lining Sheet				
Super Hygiene 2.25mm x 1220mm x 2440mm	ZFSWWCH/1220M4-2440	1	White	73
Super Hygiene 2.25mm x 1220mm x 3050mm	ZFSWWCH/1220M4-3050	1	White	73


Liteglaze Acrylic Sheet Range (UV Protected both sides)

Liteglaze (Suitable for interior and exterior use)				
Acrylic Sheet 2mm x 600mm x 1200mm	66000	1	Clear	73
Acrylic Sheet 2mm x 600mm x 1800mm	66002	1	Clear	73
Acrylic Sheet 2mm x 1200mm x 1200mm	66001	1	Clear	73
Acrylic Sheet 2mm x 1200mm x 1800mm	66003	1	Clear	73
Acrylic Sheet 2mm x 1200mm x 2400mm	66004	1	Clear	73
Acrylic Sheet 4mm x 600mm x 1200mm	66025	1	Clear	73
Acrylic Sheet 4mm x 600mm x 1800mm	66032	1	Clear	73
Acrylic Sheet 4mm x 1200mm x 1200mm	66021	1	Clear	73
Acrylic Sheet 4mm x 1200mm x 1800mm	66019	1	Clear	73
Acrylic Sheet 4mm x 1200mm x 2400mm	66031	1	Clear	73
Liteglaze Glazing Strip 1830mm	76711	1	Clear	73

Styrene Polystyrene Sheet Range

Styrene Only suitable for interior use				
Polystyrene Sheet x 2mm x 600mm x 1200mm	64120	1	Clear	73
Polystyrene Sheet x 2mm x 600mm x 1800mm	64122	1	Clear	73
Polystyrene Sheet x 2mm x 900mm x 1200mm	64121	1	Clear	73
Polystyrene Sheet x 2mm x 1200mm x 1200mm	64124	1	Clear	73
Polystyrene Sheet x 2mm x 1200mm x 1800mm	64125	1	Clear	73
Polystyrene Sheet x 2mm x 1200mm x 2400mm	64126	1	Clear	73
Polystyrene Sheet x 4mm x 600mm x 1200mm	64130	1	Clear	73
Polystyrene Sheet x 4mm x 600mm x 1800mm	64133	1	Clear	73
Polystyrene Sheet x 4mm x 900mm x 1200mm	64131	1	Clear	73
Polystyrene Sheet x 4mm x 1200mm x 1200mm	64132	1	Clear	73
Polystyrene Sheet x 4mm x 1200mm x 1800mm	64134	1	Clear	73
Polystyrene Sheet x 4mm x 1200mm x 2400mm	64136	1	Clear	73

DESCRIPTION	CODE	PACK QTY	COLOUR	PG
-------------	------	----------	--------	----



Bitumen Sheet

Coroline Corrugated Bitumen (Sheet Thickness 2.6mm)

Coroline Bitumen Sheet				
Coroline Sheet - 950mm x 2000mm	CBS	1	Black	73
Coroline Sheet - 950mm x 2000mm	CGS	1	Green	73
Coroline Sheet - 950mm x 2000mm	CRS	1	Red	73
Coroline Sheet - 950mm x 2000mm	CBRS	1	Brown	73
Coroline PVC Rooflight Sheet x 2000mm	M140S11	1	Clear	72

Coroline Accessories

Accessories				
Ridge - 900mm Wide	CBR	1	Black	73
Ridge - 900mm Wide	CGR	1	Green	73
Ridge - 900mm Wide	CRR	1	Red	73
Ridge - 900mm Wide	CBRR	1	Brown	73
Nails & Caps	OBF2	20	Black	73
Nails & Caps	OBF4	400	Black	73
Nails & Caps	OGF2	20	Green	73
Nails & Caps	OGF4	400	Green	73
Nails & Caps	ORF2	20	Red	73
Nails & Caps	ORF4	400	Red	73
Nails & Caps	OBRF2	20	Brown	73
Nails & Caps	OBRF4	400	Brown	73
Coroline Eaves Fillers x 840mm Wide	74575	6	White	73



Trilite Corrugated GRP Sheet

DESCRIPTION	CODE	PACK QTY	COLOUR	PG
Trilite Big Six Full Width 1140mm, Cover Width 1016mm				
Trilite Big Six 1.8kg/m ² AG 1.525m	T006/4-1525	1	Translucent	71
Trilite Big Six 1.8kg/m ² AG 1.830m	T006/4-1830	1	Translucent	71
Trilite Big Six 1.8kg/m ² AG 2.440m	T006/4-2440	1	Translucent	71
Trilite Big Six 1.8kg/m ² AG 2.900m	T006/4-2900	1	Translucent	71
Trilite Big Six 1.8kg/m ² AG 3.050m	T006/4-3050	1	Translucent	71
Trilite Big Six 1.8kg/m ² AG 3.660m	T006/4-3660	1	Translucent	71
Trilite Iron 8/3 Full Width 660mm, Cover Width 610mm				
Trilite Iron 8/3 1.8kg/m ² AG - 1.525m	T031/4-1525	1	Translucent	71
Trilite Iron 8/3 1.8kg/m ² AG - 1.830m	T031/4-1830	1	Translucent	71
Trilite Iron 8/3 1.8kg/m ² AG - 2.135m	T031/4-2135	1	Translucent	71
Trilite Iron 8/3 1.8kg/m ² AG - 2.440m	T031/4-2440	1	Translucent	71
Trilite Iron 8/3 1.8kg/m ² AG - 2.745m	T031/4-2745	1	Translucent	71
Trilite Iron 8/3 1.8kg/m ² AG - 3.050m	T031/4-3050	1	Translucent	71
Trilite Iron 8/3 1.8kg/m ² AG - 3.355m	T031/4-3355	1	Translucent	71
Trilite Iron 8/3 1.8kg/m ² AG - 3.660m	T031/4-3660	1	Translucent	71
Trilite Iron 8/3 1.8kg/m ² AG - 3.962m	T031/4-3962	1	Translucent	71
Trilite Iron 8/3 1.8kg/m ² AG - 4.267m	T031/4-4267	1	Translucent	71
Trilite Iron 10/3 Full Width 812mm, Cover Width 762mm				
Trilite Iron 10/3 1.8kg/m ² AG 1.525m	T032/4-1525	1	Translucent	71
Trilite Iron 10/3 1.8kg/m ² AG 1.830m	T032/4-1830	1	Translucent	71
Trilite Iron 10/3 1.8kg/m ² AG 2.135m	T032/4-2135	1	Translucent	71
Trilite Iron 10/3 1.8kg/m ² AG 2.440m	T032/4-2440	1	Translucent	71
Trilite Iron 10/3 1.8kg/m ² AG 2.745m	T032/4-2745	1	Translucent	71
Trilite Iron 10/3 1.8kg/m ² AG 3.050m	T032/4-3050	1	Translucent	71
Trilite Iron 10/3 1.8kg/m ² AG 3.355m	T032/4-3355	1	Translucent	71
Trilite Iron 10/3 1.8kg/m ² AG 3.660m	T032/4-3660	1	Translucent	71
Trilite Iron 10/3 1.8kg/m ² AG 3.962m	T032/4-3962	1	Translucent	71
Trilite Iron 10/3 1.8kg/m ² AG 4.267m	T032/4-4267	1	Translucent	71
Trilite Iron 10/3 1.8kg/m ² AG 4.420m	T032/4-4420	1	Translucent	71

FOR
PRODUCT
INFO SEE
PAGE 62



Flat Glass

Flat Glass rooflights is the latest addition to our Roofing range. These elegant rooflights provide quality features at highly competitive prices and are designed with both the building owner and installer in mind to quickly bring stylish daylighting to all types of buildings.

- **Double glazed:** 6mm toughened outer, argon filled cavity, 9.5mm laminated inner.
- **Safe & secure:** Non-fragile to CWCT TN-92 (for class 2 roofs).
- **Attractive aluminium:** Frame powder coated to RAL 7016 anthracite grey.
- **PVC Kerb:** Standard uPVC kerb provides 150mm roof membrane termination height.

Range Details

Underground

Description	*	BS EN No.	Size (mm)													
			53.9	110*	150	180*	200*	225	250	300	315	375	400	450	500	Terracotta Black
Drain & Sewer	U	BS EN 1401 / BS EN 13476-2	•	•	•	•	•	•	•	•	•	•	•	•	•	•
Perforated	U	-	•	•	•	•	•	•	•	•	•	•	•	•	•	•
Surface Twinwall	HDPE	BBA		•	•	•	•	•	•	•	•	•	•	•	•	•
Duct	U	-	•	•	•	•										•

*BS EN 13476-2 available in these sizes

Rainwater

Description	*	BS EN No.	mm	AG	A	B	BR	G	T	W
Prostyle	U	-	106	•	•	•	•			•
Roundstyle	U	BS EN 607†	112	•	•	•	•	•		•
Squarestyle	U	-	114		•	•	•			•
Deepstyle	U	-	115	•	•	•	•	•		•
Deepstyle	U	BS EN 607† BS EN 1462†	170			•		•		
Round Downpipe	U	-	68	•	•	•	•	•		•
Square Downpipe	U	-	65	•	•	•	•			•
Downpipes	U	BS EN 1329	110			•		•		•
Downpipes	U	BS EN 1329	160			•		•		
Downpipes	U	BS EN 1401	200						•	

Rainwater Colour References:

- AG - Anthracite Grey
- A - Arctic White
- B - Black
- BR - Brown
- G - Grey
- T - Terracotta
- W - White

Soil

Description	*	BS EN No.	mm	B	G	GO	W
Push-Fit	U	BS EN 1329	110	•	•		•
Push-Fit	U	BS EN 1329	160	•	•		
Solvent Weld	U	BS EN 1329	110	•		•	•

Soil Colour References:

- B - Black
- G - Grey
- GO - Grey Olive
- W - White

Waste

Description	*	BS EN No.	mm	B	G	GO	W	WP
Push-Fit	P	BS EN 1566	32, 40, 50	•	•		•	
Solvent Weld	M	BS EN 1566	32, 40, 50	•		•		•
Overflow System	M	-	21.5		•			•
Traps	P	BS EN 274	32, 40				•	
Compression	P	-	32, 40				•	

Waste Colour References:

- B - Black
- G - Grey
- GO - Grey Olive
- W - White
- WP - White Polar

* U: uPVC
 HDPE: High Density Polyethylene
 M: MuPVC
 P: Polypropylene
 † Manufactured in conformance to.

Compatibility Chart

Rainwater

	Prostyle 106mm	Roundstyle 112mm	Squarestyle 114mm	Deepstyle 115mm
Floplast	-	•	-	-
Hepworth	-	•	-	-
Hunter	-	•	•*	-
Marley	-	•	-	•**
Osma	-	•	-	•
Polypipe	-	•	-	•***

* Brett Martin gutter will fit into Hunter square fittings if 3mm (approx) is trimmed off each side of the insertion depth of the gutter.

** Brett Martin gutter will fit to Marley Deepflow fittings if 3mm (approx) is trimmed off the insertion depth of the gutter or notched with notching tool.

Brett Martin Deepstyle fittings will fit to the top edge of Marley Deepflow gutter.

*** Brett Martin Deepstyle gutter will fit Polypipe fittings if 3mm (approx) is trimmed off each side of the insertion depth of the gutter.

Waste

	Solvent Weld (MuPVC)			Push-Fit		
	32mm	40mm	50mm	32mm	40mm	50mm
Floplast	•	•	•	•	•	•
Hepworth	•	•	•	•	•	•
Hunter	•	•	•	•	•	•
Marley	•	•	•	•	•	•
Osma	•	•	•	•	•	•
Polypipe	•	•	•	•	•	•
Terrain	•	•	•	•	•	•

Soil

	110mm	160mm
Floplast	•	N/A
Hepworth	•	•
Hunter	•	•
Marley	•	•
Osma	•	•
Polypipe	•	•
Terrain	•	•



PART NO.	DESCRIPTION	STANDARD	THIRD PARTY CERTIFICATION	BUILDING REGULATIONS	SFA 1ST EDITION
4001	110mm x 3m Plain End Pipe SN8	BS EN 1401:2019	KM57368	Table 3.1 Part N	Sect 3.2.21.1
4011	110mm x 6m Plain End Pipe SN8	BS EN 1401:2019	KM57368	Table 3.1 Part N	Sect 3.2.21.1
4403	110mm x 3m Single Socket Pipe SN8	BS EN 1401:2019	KM57368	Table 3.1 Part N	Sect 3.2.21.1
4122	110mm x 6m Single Socket Pipe Surface Water	-	-	Section 2.9 Part B	-
4416	110mm x 6m Single Socket Pipe Drainage	-	BBA 87/1898	Section 2.9 Part B	-
4406	110mm x 6m Single Socket Pipe SN8	BS EN 1401:2019	KM57368	Table 3.1 Part N	Sect 3.2.21.1
6001	160mm x 3m Plain End Pipe SN4	BS EN 1401:2019	KM57368	Table 3.1 Part N	Sect 3.2.21.1
6011	160mm x 6m Plain End Pipe SN4	BS EN 1401:2019	KM57368	Table 3.1 Part N	Sect 3.2.21.1
6603	160mm x 3m Single Socket Pipe SN4	BS EN 1401:2019	KM57368	Table 3.1 Part N	Sect 3.2.21.1
6606	160mm x 6m Single Socket Pipe SN4	BS EN 1401:2019	KM57368	Table 3.1 Part N	Sect 3.2.21.1
20300	200mm x 3m Plain End Pipe SN4	BS EN 1401:2019	KM57370	Table 3.1 Part N	Sect 3.2.21.1
20600	200mm x 6m Plain End Pipe SN4	BS EN 1401:2019	KM57370	Table 3.1 Part N	Sect 3.2.21.1
20003	200mm x 3m Single Socket Pipe SN4	BS EN 1401:2019	KM57370	Table 3.1 Part N	Sect 3.2.21.1
20006	200mm x 6m Single Socket Pipe SN4	BS EN 1401:2019	KM57370	Table 3.1 Part N	Sect 3.2.21.1
25300	250mm x 3m Plain End Pipe SN4	BS EN 1401:2019	KM57368	Table 3.1 Part N	Sect 3.2.21.1
25600	250mm x 6m Plain End Pipe SN4	BS EN 1401:2019	KM57368	Table 3.1 Part N	Sect 3.2.21.1
25003	250mm x 3m Single Socket Pipe SN4	BS EN 1401:2019	KM57368	Table 3.1 Part N	Sect 3.2.21.1
25006	250mm x 6m Single Socket Pipe SN4	BS EN 1401:2019	KM57368	Table 3.1 Part N	Sect 3.2.21.1
31300	315mm x 3m Plain End Pipe SN4	BS EN 1401:2019	KM57368	Table 3.1 Part N	Sect 3.2.21.1
31600	315mm x 6m Plain End Pipe SN4	BS EN 1401:2019	KM57368	Table 3.1 Part N	Sect 3.2.21.1
31003	315mm x 3m Single Socket Pipe SN4	BS EN 1401:2019	KM57368	Table 3.1 Part N	Sect 3.2.21.1
31006	315mm x 6m Single Socket Pipe SN4	BS EN 1401:2019	KM57368	Table 3.1 Part N	Sect 3.2.21.1
40003	400mm x 3m Single Socket Pipe SN4	BS EN 1401:2019	KM57368	Table 3.1 Part N	Sect 3.2.21.1
40006	400mm x 6m Single Socket Pipe SN4	BS EN 1401:2019	KM57368	Table 3.1 Part N	Sect 3.2.21.1
40600	400mm x 6m Plain End Pipe SN4	BS EN 1401:2019	KM57368	Table 3.1 Part N	Sect 3.2.21.1

GLOSSARY

Building Regulations: Building Regulations (NI) 2012 Technical Booklet N Drainage
SfA 1st Edition: NI Water Sewers for Adoption 1st Edition

PART NO.	DESCRIPTION	STANDARD	THIRD PARTY CERTIFICATION	BUILDING REGULATIONS	SFA 1ST EDITION
Access & Inspection Chambers					
3156	315mm Chamber Base 190mm Invert (inc 2 Socket Plugs)	BS EN 13598-1:2020	KM635998	Section 2.9 Part B	Sect 3.2.30.1
3157	315mm Chamber Riser 185mm Invert (inc Seal)	BS EN 13598-1:2020	KM635998	Section 2.9 Part B	Sect 3.2.30.1
4500	450mm x 110mm Chamber Base 225mm Invert (inc 3 Socket Plugs)	BS EN 13598-1:2020	KM635998	Section 2.9 Part B	Sect 3.2.30.1
4502	450mm x 110mm Chamber Riser 300mm Invert (inc Seal)	BS EN 13598-1:2020	KM635998	Section 2.9 Part B	Sect 3.2.30.1
4506	450mm x 160mm Chamber Base 255mm Invert (inc 3 Socket Plugs)	BS EN 13598-1:2020	-	Section 2.9 Part B	-


Fittings

4031	110mm x 87½° Double Socket Bend SN8	BS EN 1401:2019	KM57368	Table 3.1 Part N	Sect 3.2.21.1
4041	110mm x 45° Double Socket Bend SN8	BS EN 1401:2019	KM57368	Table 3.1 Part N	Sect 3.2.21.1
4051	110mm x 22½° Double Socket Bend SN8	BS EN 1401:2019	KM57368	Table 3.1 Part N	Sect 3.2.21.1
4061	110mm x 11¼° Double Socket Bend SN8	BS EN 1401:2019	KM57368	Table 3.1 Part N	Sect 3.2.21.1
4071	110mm x 67½° Double Socket Bend SN8	BS EN 1401:2019	KM57368	Table 3.1 Part N	Sect 3.2.21.1
4081	110mm x 87½° Triple Socket Branch SN8	BS EN 1401:2019	KM57368	Table 3.1 Part N	Sect 3.2.21.1
4091	110mm x 45° Triple Socket Branch SN8	BS EN 1401:2019	KM57368	Table 3.1 Part N	Sect 3.2.21.1
4131	110mm x 87½° D/S Rest Bend (Long Radius) SN8	BS EN 1401:2019	KM57368	Table 3.1 Part N	Sect 3.2.21.1
4901	110mm x Universal Adaptor (Socket) SN8	BS EN 1401:2019	KM57368	Table 3.1 Part N	Sect 3.2.21.1
5001	110mm x Double Socket PVC Coupler SN8	BS EN 1401:2019	KM57368	Table 3.1 Part N	Sect 3.2.21.1
5001/S	110mm x Double Socket PVC Slip Coupler SN8	BS EN 1401:2019	KM57368	Table 3.1 Part N	Sect 3.2.21.1
5011	110mm x Single Socket Coupler SN8	BS EN 1401:2019	KM57368	Table 3.1 Part N	Sect 3.2.21.1
5041	110mm x 87½° Single Socket Bend SN8	BS EN 1401:2019	KM57368	Table 3.1 Part N	Sect 3.2.21.1
5051	110mm x 67½° Single Socket Bend SN8	BS EN 1401:2019	KM57368	Table 3.1 Part N	Sect 3.2.21.1
5061	110mm x 45° Single Socket Bend SN8	BS EN 1401:2019	KM57368	Table 3.1 Part N	Sect 3.2.21.1
5071	110mm x 22½° Single Socket Bend SN8	BS EN 1401:2019	KM57368	Table 3.1 Part N	Sect 3.2.21.1
5081	110mm x 11¼° Single Socket Bend SN8	BS EN 1401:2019	KM57368	Table 3.1 Part N	Sect 3.2.21.1
5091	110mm x Screw Access Cover SN8	BS EN 1401:2019	KM57368	Table 3.1 Part N	Sect 3.2.21.1
5101	110mm x 87½° Double Socket Branch SN8	BS EN 1401:2019	KM57368	Table 3.1 Part N	Sect 3.2.21.1
5111	110mm x 45° Double Socket Branch SN8	BS EN 1401:2019	KM57368	Table 3.1 Part N	Sect 3.2.21.1
5121	110mm x Socket Plug SN8	BS EN 1401:2019	KM57368	Table 3.1 Part N	Sect 3.2.21.1
6031	160mm x 87½° Double Socket Bend SN4	BS EN 1401:2019	KM57368	Table 3.1 Part N	Sect 3.2.21.1
6041	160mm x 45° Double Socket Bend SN4	BS EN 1401:2019	KM57368	Table 3.1 Part N	Sect 3.2.21.1
6051	160mm x 22½° Double Socket Bend SN4	BS EN 1401:2019	KM57368	Table 3.1 Part N	Sect 3.2.21.1
6061	160mm x 11¼° Double Socket Bend SN4	BS EN 1401:2019	KM57368	Table 3.1 Part N	Sect 3.2.21.1

PART NO.	DESCRIPTION	STANDARD	THIRD PARTY CERTIFICATION	BUILDING REGULATIONS	SFA 1ST EDITION
6071	160mm x 67½° Double Socket Bend SN4	BS EN 1401:2019	KM57368	Table 3.1 Part N	Sect 3.2.21.1
6081	160mm x 160mm x 87½° Triple Socket Branch SN4	BS EN 1401:2019	KM57368	Table 3.1 Part N	Sect 3.2.21.1
6091	160mm x 160mm x 45° Triple Socket Branch SN4	BS EN 1401:2019	KM57368	Table 3.1 Part N	Sect 3.2.21.1
7001	160mm Double Socket PVC Coupler SN4	BS EN 1401:2019	KM57368	Table 3.1 Part N	Sect 3.2.21.1
7001/S	160mm Double Socket PVC Slip Coupler SN4	BS EN 1401:2019	KM57368	Table 3.1 Part N	Sect 3.2.21.1
7002	110mm x 45° Solvent Weld Saddle Branch	BS EN 1401:2019	KM57368	Table 3.1 Part N	Sect 3.2.21.1
7003	160mm x 110mm x 45° Solvent Saddle Weld Branch	BS EN 1401:2019	KM57368	Table 3.1 Part N	Sect 3.2.21.1
7007	110mm x 87½° Solvent Weld Saddle Branch SN4	BS EN 1401:2019	KM57368	Table 3.1 Part N	Sect 3.2.21.1
7008	160mm x 110mm x 87½° Solvent Weld Saddle Branch SN4	BS EN 1401:2019	KM57368	Table 3.1 Part N	Sect 3.2.21.1
7009	160mm x 160mm x 87½° Solvent Weld Saddle Branch SN4	BS EN 1401:2019	KM57368	Table 3.1 Part N	Sect 3.2.21.1
7011	160mm Single Socket Coupler SN4	BS EN 1401:2019	KM57368	Table 3.1 Part N	Sect 3.2.21.1
7041	160mm x 87½° Single Socket Bend SN4	BS EN 1401:2019	KM57368	Table 3.1 Part N	Sect 3.2.21.1
7051	160mm x 67½° Single Socket Bend SN4	BS EN 1401:2019	KM57368	Table 3.1 Part N	Sect 3.2.21.1
7061	160mm x 45° Single Socket Bend SN4	BS EN 1401:2019	KM57368	Table 3.1 Part N	Sect 3.2.21.1
7091	160mm x 110mm x 87½° Double Socket Branch SN4	BS EN 1401:2019	KM57368	Table 3.1 Part N	Sect 3.2.21.1
7092	160mm x 110mm x 87½° Triple Socket Branch SN4	BS EN 1401:2019	KM57368	Table 3.1 Part N	Sect 3.2.21.1
7101	160mm x 110mm x 45° Double Socket Branch SN4	BS EN 1401:2019	KM57368	Table 3.1 Part N	Sect 3.2.21.1
7102	160mm x 110mm x 45° Triple Socket Branch SN4	BS EN 1401:2019	KM57368	Table 3.1 Part N	Sect 3.2.21.1
7111	160mm x 160mm x 87½° Double Socket Branch SN4	BS EN 1401:2019	KM57368	Table 3.1 Part N	Sect 3.2.21.1
7121	160mm x 160mm x 45° Double Socket Branch SN4	BS EN 1401:2019	KM57368	Table 3.1 Part N	Sect 3.2.21.1
7131	110mm x Single Socket Level Invert Reducer SN4	BS EN 1401:2019	KM57368	Table 3.1 Part N	Sect 3.2.21.1
7171	160mm x 22½° Single Socket Bend SN4	BS EN 1401:2019	KM57368	Table 3.1 Part N	Sect 3.2.21.1
7181	160mm x 11¼° Single Socket Bend SN4	BS EN 1401:2019	KM57368	Table 3.1 Part N	Sect 3.2.21.1
20015	200mm x 15° Single Socket Bend SN4	BS EN 1401:2019	KM62295	Table 3.1 Part N	Sect 3.2.21.1
20021	200mm Double Socket PVC Coupler SN4	BS EN 1401:2019	KM 62295	Table 3.1 Part N	Sect 3.2.21.1
20022	Double Socket PVC (Slip) Coupler 200mm SN4	BS EN 1401:2019	KM62295	Table 3.1 Part N	Sect 3.2.21.1
20030	200mm x 30° Single Socket Bend SN4	BS EN 1401:2019	KM62295	Table 3.1 Part N	Sect 3.2.21.1
20030	30° Single Socket Bend 200mm SN4	BS EN 1401: 2009	KM585309	Table 3.1 Part N	Sect 3.2.21.1
20110	200mm x 110mm x 45° Double Socket Branch SN4	BS EN 1401:2019	KM62295	Table 3.1 Part N	Sect 3.2.21.1
20112	200mm Single Socket Level Invert Reducer SN4	BS EN 1401:2019	KM62295	Table 3.1 Part N	Sect 3.2.21.1
20118	200mm x 110mm x 87½° Double Socket Branch SN4	BS EN 1401:2019	KM62295	Table 3.1 Part N	Sect 3.2.21.1
20141	200mm Socket Plug SN4	BS EN 1401:2019	KM62295	Table 3.1 Part N	Sect 3.2.21.1

PART NO.	DESCRIPTION	STANDARD	THIRD PARTY CERTIFICATION	BUILDING REGULATIONS	SFA 1ST EDITION
20160	200mm x 160mm x 45° Double Socket Branch SN4	BS EN 1401:2019	KM62295	Table 3.1 Part N	Sect 3.2.21.1
20168	200mm x 160mm x 87½° Double Socket Branch SN4	BS EN 1401:2019	KM62295	Table 3.1 Part N	Sect 3.2.21.1
20200	200mm x 200mm x 45° Double Socket Branch SN4	BS EN 1401:2019	KM62295	Table 3.1 Part N	Sect 3.2.21.1
20208	200mm x 200mm x 87½° Double Socket Branch SN4	BS EN 1401:2019	KM62295	Table 3.1 Part N	Sect 3.2.21.1
20450	200mm x 45° Single Socket Bend SN4	BS EN 1401:2019	KM62295	Table 3.1 Part N	Sect 3.2.21.1
20870	200mm x 87½° Single Socket Bend SN4	BS EN 1401:2019	KM62295	Table 3.1 Part N	Sect 3.2.21.1
25015	250mm x 15° Single Socket Bend SN4	BS EN 1401:2019	KM62295	Table 3.1 Part N	Sect 3.2.21.1
25021	215mm Double Socket PVC Coupler SN4	BS EN 1401:2019	KM62295	Table 3.1 Part N	Sect 3.2.21.1
25022	250mm Double Socket PVC (Slip) Coupler SN4	BS EN 1401:2019	KM62295	Table 3.1 Part N	Sect 3.2.21.1
25030	250mm x 30° Single Socket Bend SN4	BS EN 1401:2019	KM62295	Table 3.1 Part N	Sect 3.2.21.1
25110	250mm x 110mm x 45° Double Socket Branch SN4	BS EN 1401:2019	DIN EN 1401 - K 1587/12.14	Table 3.1 Part N	Sect 3.2.21.1
25113	250mm Single Socket Level Invert Reducer SN4	BS EN 1401:2019	KM62295	Table 3.1 Part N	Sect 3.2.21.1
25118	250mm x 110mm x 87½° Double Socket Branch SN4	BS EN 1401:2019	DIN EN 1401 - K 1587/12.14	Table 3.1 Part N	Sect 3.2.21.1
25141	250mm Socket Plug SN4	BS EN 1401:2019	BENOR EN1401 - BB-651-3975-1401.C1-2-3D1-2-3975-18332	Table 3.1 Part N	Sect 3.2.21.1
25160	250mm x 160mm x 45° Double Socket Branch SN4	BS EN 1401:2019	KM62295	Table 3.1 Part N	Sect 3.2.21.1
25168	250mm x 160mm x 87½° Double Socket Branch SN4	BS EN 1401:2019	KM62295	Table 3.1 Part N	Sect 3.2.21.1
25200	250mm x 200mm x 45° Double Socket Branch SN4	BS EN 1401:2019	KM62295	Table 3.1 Part N	Sect 3.2.21.1
25208	250mm x 200mm x 87½° Double Socket Branch SN4	BS EN 1401:2019	KM62295	Table 3.1 Part N	Sect 3.2.21.1
25250	250mm x 250mm x 45° Double Socket Branch SN4	BS EN 1401:2019	KM62295	Table 3.1 Part N	Sect 3.2.21.1
25258	250mm x 250mm x 87½° Double Socket Branch SN4	BS EN 1401:2019	KM62295	Table 3.1 Part N	Sect 3.2.21.1
25450	250mm x 45° Single Socket Bend SN4	BS EN 1401:2019	KM62295	Table 3.1 Part N	Sect 3.2.21.1
25870	250mm x 87½° Single Socket Bend SN4	BS EN 1401:2019	KM62295	Table 3.1 Part N	Sect 3.2.21.1
31015	315mm x 15° Single Socket Bend SN4	BS EN 1401:2019	KM62295	Table 3.1 Part N	Sect 3.2.21.1
31021	315mm Double Socket PVC Coupler SN4	BS EN 1401:2019	KM62295	Table 3.1 Part N	Sect 3.2.21.1
31022	315mm Double Socket PVC (Slip) Coupler SN4	BS EN 1401:2019	KM62295	Table 3.1 Part N	Sect 3.2.21.1
31030	315mm x 30° Single Socket Bend SN4	BS EN 1401:2019	KM62295	Table 3.1 Part N	Sect 3.2.21.1
31110	315mm x 110mm x 45° Double Socket Branch SN4	BS EN 1401:2019	DIN EN 1401 - K 1587/12.14	Table 3.1 Part N	Sect 3.2.21.1
31141	315mm Socket Plug SN4	BS EN 1401:2019	BENOR EN1401 - BB-651-3975-1401.C1-2-3D1-2-3975-18332	Table 3.1 Part N	Sect 3.2.21.1
31160	315mm x 160mm x 45° Double Socket Branch SN4	BS EN 1401:2019	KM62295	Table 3.1 Part N	Sect 3.2.21.1
31114	315mm Single Socket Level Invert Reducer SN4	BS EN 1401:2019	KM62295	Table 3.1 Part N	Sect 3.2.21.1

PART NO.	DESCRIPTION	STANDARD	THIRD PARTY CERTIFICATION	BUILDING REGULATIONS	SFA 1ST EDITION
Fittings					
31118	315mm x 110mm x 87½° Double Socket Branch SN4	BS EN 1401:2019	DIN EN 1401 - K 1587/12.14	Table 3.1 Part N	Sect 3.2.21.1
31168	315mm x 160mm x 87½° Double Socket Branch SN4	BS EN 1401:2019	KM62295	Table 3.1 Part N	Sect 3.2.21.1
31200	315mm x 200mm x 45° Double Socket Branch SN4	BS EN 1401:2019	KM62295	Table 3.1 Part N	Sect 3.2.21.1
31208	315mm x 200mm x 87½° Double Socket Branch SN4	BS EN 1401:2019	KM62295	Table 3.1 Part N	Sect 3.2.21.1
31250	315mm x 250mm x 45° Double Socket Branch SN4	BS EN 1401:2019	-	Table 3.1 Part N	-
31258	315mm x 250mm x 87½° Double Socket Branch SN4	BS EN 1401:2019	-	Table 3.1 Part N	-
31315	315mm x 315mm x 45° Double Socket Branch SN4	BS EN 1401:2019	KM62295	Table 3.1 Part N	Sect 3.2.21.1
31318	315mm x 315mm x 87½° Double Socket Branch SN4	BS EN 1401:2019	KM62295	Table 3.1 Part N	Sect 3.2.21.1
31450	315mm x 45° Single Socket Bend SN4	BS EN 1401:2019	KM62295	Table 3.1 Part N	Sect 3.2.21.1
31870	315mm x 87½° Single Socket Bend SN4	BS EN 1401:2019	KM62295	Table 3.1 Part N	Sect 3.2.21.1
40015	400mm x 15° Single Socket Bend SN4	BS EN 1401:2019	KM62295	Table 3.1 Part N	Sect 3.2.21.1
40021	400mm Double Socket PVC Coupler SN4	BS EN 1401:2019	KM62295	Table 3.1 Part N	Sect 3.2.21.1
40022	400mm Double Socket PVC (Slip) Coupler SN4	BS EN 1401:2019	KM62295	Table 3.1 Part N	Sect 3.2.21.1
40030	400mm x 30° Single Socket Bend SN4	BS EN 1401:2019	KM62295	Table 3.1 Part N	Sect 3.2.21.1
40110	400mm x 110mm x 45° Double Socket Branch SN4	BS EN 1401:2019	-	Table 3.1 Part N	-
40115	400mm Single Socket Level Invert Reducer SN4	BS EN 1401:2019	KM62295	Table 3.1 Part N	Sect 3.2.21.1
40118	400mm x 110mm x 87.5° Double Socket Branch SN4	BS EN 1401:2019	-	Table 3.1 Part N	-
40141	400mm Socket Plug SN4	BS EN 1401:2019	BENOR EN1401 - BB-651-3975-1401.C1-2-3D1-2-3975-18332	Table 3.1 Part N	Sect 3.2.21.1
40160	400mm x 160mm x 45° Double Socket Branch SN4	BS EN 1401:2019	-	Table 3.1 Part N	-
40168	400mm x 160mm x 87½° Double Socket Branch SN4	BS EN 1401:2019	-	Table 3.1 Part N	-
40200	400mm x 200mm 45° Double Socket Branch SN4	BS EN 1401:2019	-	Table 3.1 Part N	-
40208	400mm x 200mm x 87½° Double Socket Branch SN4	BS EN 1401:2019	-	Table 3.1 Part N	-
40258	400mm x 250mm x 87½° Double Socket Branch SN4	BS EN 1401:2019	-	Table 3.1 Part N	-
40315	400mm x 315mm x 45° Double Socket Branch SN4	BS EN 1401:2019	-	Table 3.1 Part N	-
40318	400mm x 315mm x 87½° Double Socket Branch SN4	BS EN 1401:2019	-	Table 3.1 Part N	-
40400	400mm x 400mm x 45° Double Socket Branch SN4	BS EN 1401:2019	-	Table 3.1 Part N	-
40408	400mm x 400mm x 87½° Double Socket Branch SN4	BS EN 1401:2019	-	Table 3.1 Part N	-
40450	400mm x 45° Single Socket Bend SN4	BS EN 1401:2019	KM62295	Table 3.1 Part N	Sect 3.2.21.1
40870	400mm x 87½° Single Socket Bend SN4	BS EN 1401:2019	KM62295	Table 3.1 Part N	Sect 3.2.21.1



Contact Us

Sales Counter

Mon – Thurs: 8.30am – 5.15pm

Fri: 8.30am – 2.45pm

t: 028 9084 8999

e: sales@brettmartin.com

Brett Martin Ltd

24 Roughfort Road

Newtownabbey, Co. Antrim

BT36 4RB

t: 028 9084 9999

f: 028 9083 6666

e: sales@brettmartin.com



For the latest information visit

brettmartin.com

2062/12-21

All reasonable care has been taken in the compilation of the information contained within this price list. Brett Martin reserves the right to amend specifications and prices without prior notice. All recommendations on the use of our products are made without guarantee as conditions of use are beyond the control of Brett Martin. It is the customer's responsibility to ensure that the product is fit for its intended purpose and that the actual conditions of use are suitable.