

# PERRY®

## **SLEEPER SECURE**

**NEW**  
FOR 2024

### **Steel Sleeper Brackets**



**The easy way to fit railway sleepers  
securely and efficiently**

## Introducing SleeperSecure – Steel brackets specifically designed for timber sleeper installation

The all new SleeperSecure Sleeper Brackets are a must-have for every professional or DIY landscaper. Use SleeperSecure to install timber railway sleepers, creating planters, driveway edging and many more simple structures.

Crafted from high-quality 2mm thick steel, not only are they designed to stand the test of time, they also make installing sleepers easy and efficient.

**Durable Steel Construction:** Engineered for longevity, SleeperSecure Brackets are made from heavy duty steel material, ensuring the strength and stability your projects.

**Combating the Threat of Rot:** Unlike traditional wooden supports prone to rotting and deteriorating over time, SleeperSecure Brackets provide a robust and durable alternative that are guaranteed to stand the test of time.

**Versatile Spike:** SleeperSecure Brackets boast extra shear angles, making them suitable for driving into all types of ground. Notches provide that extra grip, ensuring your structures remain solid and secure.

**Additional Support:** As well as ground spikes the SleeperSecure range offers internal fixing plates for additional and specialised Hex Head Timber Screws, tailored for driving into timber sleepers.

### Easy installation

#### 1. DRIVE INTO GROUND



#### 2. FIX TO THE SLEEPERS

## SHORT INTERNAL SLEEPER STRAIGHT FLAT SUPPORT PLATE


No.4718

**NEW**

Used in conjunction with support spikes to secure 2 straight railway sleepers together in the internal side of planters, pathway edging, and retaining walls.

- Heavy-duty, 2mm thick material

Code	Size	Finish	Ctn Qty	Barcode
47180000BR	170mm	Brown	20	5023353300851
47180000PG	170mm	Pre-Galv'd	20	5023353300868



## LONG INTERNAL SLEEPER STRAIGHT FLAT SUPPORT PLATE


No.4719

**NEW**

Large bracket used in conjunction with support spikes to secure up to 4 straight railwaysleepers together in the internal side of planters, pathway edging, and retaining walls.

- Heavy-duty, 2mm thick material

Code	Size	Finish	Ctn Qty	Barcode
47190000BR	350mm	Brown	10	5023353300875
47190000PG	350mm	Pre-Galv'd	10	5023353300882



## INTERNAL SLEEPER CORNER SUPPORT BRACKET


No.4717

**NEW**

Used in conjunction with support spikes to secure the corner of railway sleepers on planters, pathway edging, and retaining walls.


- Heavy-duty, 2mm thick material

Code	Size	Finish	Ctn Qty	Barcode
47170000BR	85mm	Brown	20	5023353300837
47170000PG	85mm	Pre-Galv'd	20	5023353300844





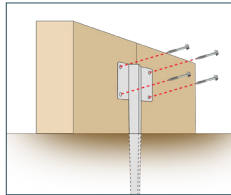
## SINGLE SLEEPER STRAIGHT SUPPORT SPIKE



No.4715 **NEW**


Used to secure a straight run of railway sleepers and can be used to connect 2 sleepers together.

- Extra shear angle for all types of ground with notches for extra grip
- Heavy-duty, 2mm thick material
- Suitable for all sleeper sizes



Code	Size	Finish	Ctn Qty	Barcode
47150000BR	440mm	Brown	20	5023353300790
47150000PG	440mm	Pre-Galv'd	20	5023353300806

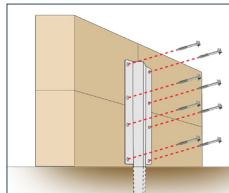
## DOUBLE SLEEPER STRAIGHT SUPPORT SPIKE



No.4716 **NEW**

Used to secure a straight run of railway sleepers that are more than 1 layer high. Can also be used to connect 2 sleepers together.

- Extra shear angle for all types of ground with notches for extra grip
- Heavy-duty, 2mm thick material
- Suitable for all sleeper sizes




Code	Size	Finish	Ctn Qty	Barcode
47160000BR	670mm	Brown	10	5023353300813
47160000PG	670mm	Pre-Galv'd	10	5023353300820

## SINGLE SLEEPER CORNER SUPPORT SPIKE

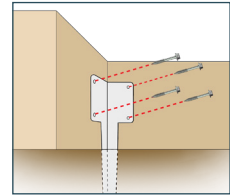
No.4713 **NEW**

Used to secure the corner of a single layer of railway sleepers. Perfect for timber sleeper planters, pathway edging, and retaining walls.

- Extra shear angle for all types of ground with notches for extra grip
- Heavy-duty, 2mm thick material
- Suitable for all sleeper sizes



Code	Size	Finish	Ctn Qty	Barcode
47130000BR	440mm	Brown	20	5023353300752
47130000PG	440mm	Pre-Galv'd	20	5023353300769

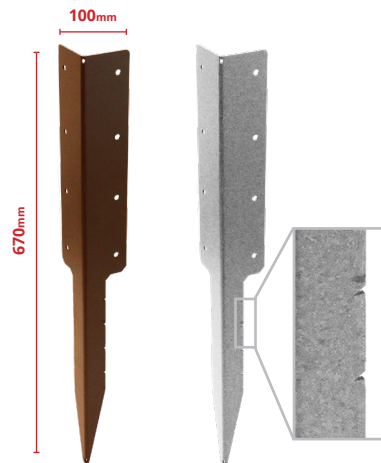


## DOUBLE SLEEPER CORNER SUPPORT SPIKE

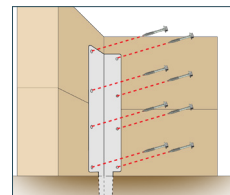
No.4714 **NEW**


Used to secure the corner of a double layer of railway sleepers.

- Extra shear angle for all types of ground with notches for extra grip
- Heavy-duty, 2mm thick material
- Suitable for all sleeper sizes



Code	Size	Finish	Ctn Qty	Barcode
47140000BR	670mm	Brown	10	5023353300776
47140000PG	670mm	Pre-Galv'd	10	5023353300783





## SLEEPER / BASE ANCHOR BRACKET TO CONCRETE IN

No.494 **NEW**

Ideal for concreting in timber sleepers and for the use of fixing post supports for pergolas, carports, garages, or other similar building projects.

Designed to be used with wooden posts

3 x 3" (75mm) or 4 x 4" (100mm)

- Bracket size: 75mm (3") x 75mm (3"), bracket height: 100mm (4")
- 220mm long bar
- Four pre-drilled holes make for an efficient and easy fix



Code	Size	Finish	Ctn Qty	Barcode
494-0075BR	75mm 3"	Brown	10	5023353268816
494-0075GV	75mm 3"	Galv'd	10	5023353300974



## SLEEPER SCREWS - HEX HEAD

63mm Sleeper Screws with a hex head are used in conjunction with support spikes.

### Retail Friendly Shelf Tub

No.4729T0063 **NEW**



Code	Size	Finish	Tub Qty	Ctn Qty	Barcode
4729T0063BR	63mm	Brown	150	4 Tubs	5023353303593
4729T0063SV	63mm	Silver	150	4 Tubs	5023353303616

### Retail Friendly Hanging Box


No.4729PP0063 **NEW**



Code	Size	Finish	Pack Qty	Ctn Qty	Barcode
4729PP0063BR	63mm	Brown	30	4 Packs	5023353303647
4729PP0063SV	63mm	Silver	30	4 Packs	5023353303654

## MERCHANDISER DISPLAY

A compact Merchandising Stand is available to stock the full range of components containing POS boards, along with everything you need to promote the range in store.



20 x Waterproof info tags supplied for each SKU, to be clipped onto wire of merchandiser display



Foamex Header POS is supplied.  
Size: 300mm x 400mm



Foamex Side POS is Supplied. Can be fitted either side of the merchandiser with plastic rivets (supplied)  
Size: 1200mm x 730mm







# ***SLEEPER SECURE***

- ✓ Available in brown and galvanised
- ✓ Suitable with all sleeper sizes
- ✓ Durable steel construction
- ✓ Easy installation

**PERRY**<sup>®</sup>  
QUALITY & PERFORMANCE